



Centre for Economic Development,
Transport and the Environment

THE AREA OF ELY CENTRE FOR OSTROBOTHNIA

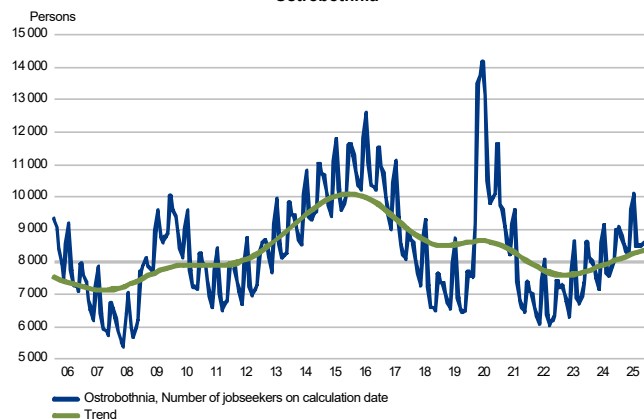
Employment Bulletin

November 2025

Unemployed jobseekers

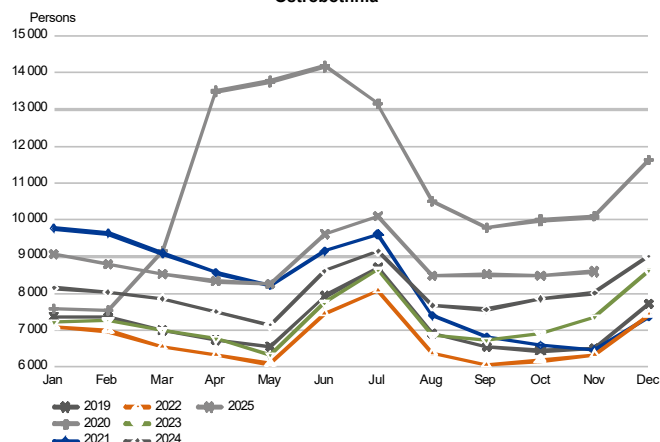
UNEEMPLOYED JOBSEEKERS MONTHLY AND TREND

Ostrobothnia

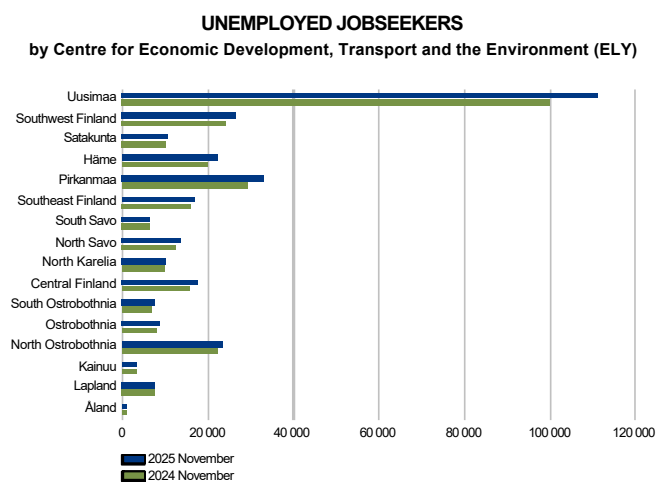


UNEEMPLOYED JOBSEEKERS, MONTH BY MONTH COMPARISON

Ostrobothnia



Unemployed jobseekers by sub-regional unit



Unemployed jobseekers and jobs vacant by sub-regional unit

	Change			Of the Unemployed				Change			
	Nov 2025	Oct 2025	Nov 2024	Nov 2025	Nov 2024	unemployed jobseekers fully laid off	jobseekers' percentage of the workforce	Nov 2025	Oct 2025	Nov 2024	Nov 2025
Sub-regional unit	Unemployed jobseekers							Jobs vacant			
Vaasa	4 146	4 083	3 657	489	13	228	7,7	366	363	405	-39 -10
Suupohjan rannikkoseutu	418	402	388	30	8	68	5,6	18	18	38	-20 -53
Pietarsaari	1 349	1 352	1 410	-61	-4	163	5,8	70	69	98	-28 -29
Kaustinen	439	441	425	14	3	45	7,4	16	15	61	-45 -74
Kokkola	2 245	2 213	2 136	109	5	126	9,1	159	134	231	-72 -31
Ostrobothnia	8 597	8 491	8 016	581	7	630	7,5	629	599	833	-204 -24



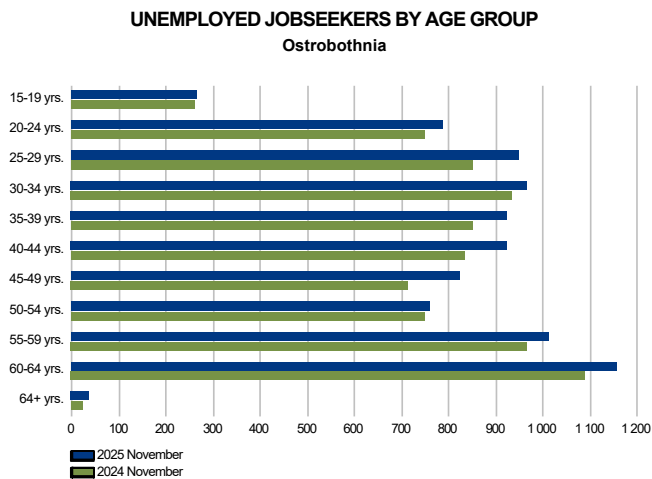
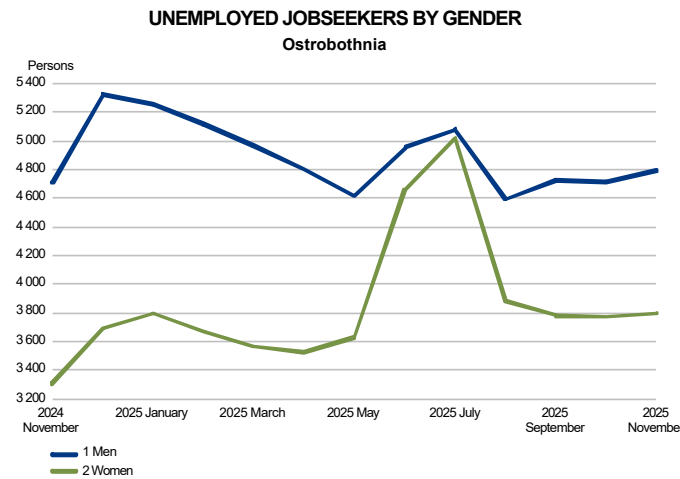
Unemployed jobseekers by municipality

Unemployed jobseekers and jobs vacant by municipality

Municipality	Nov 2025	Oct 2025	Nov 2024	Change		Of the Unemployed		Nov 2025	Oct 2025	Nov 2024	Change	
				Nov 2025	Nov 2024	unemployed jobseekers fully laid off	jobseekers' percentage of the workforce				Nov 2025	Nov 2024
	Unemployed jobseekers							Jobs vacant				
					%		%					%
Halsua	31	32	40	-9	-22	...	7,6	0	...	11	-11	-100
Kannus	187	176	172	15	9	24	8,0	6	5	12	-6	-50
Kaskinen	60	61	51	9	18	12	13,1	6
Kaustinen	127	135	127	0	0	15	6,7	21
Kokkola	2 058	2 037	1 964	94	5	102	9,2	153	129	219	-66	-30
Korsnäs	54	49	53	1	2	8	5,8	0
Kristiinankaupunki	171	164	156	15	10	14	6,6	5	7	15	-10	-67
Kruunupyy	135	130	151	-16	-11	8	4,5	7
Laihia	214	219	217	-3	-1	15	6,0	9	9	11	-2	-18
Lestijärvi	16	15	10	6	60	...	6,2	0	0	0	0	0
Luoto	52	53	62	-10	-16	...	2,0	5	5
Maalahti	92	86	83	9	11	12	3,6	6
Mustasaari	401	390	345	56	16	37	4,1	11	18	16	-5	-31
Närpiö	187	177	181	6	3	42	4,2	12	9	17	-5	-29
Pedersören kunta	169	171	156	13	8	27	3,1	0	...	20	-20	-100
Perho	88	85	90	-2	-2	12	9,1	8
Pietarsaari	779	770	867	-88	-10	48	8,7	56	54	68	-12	-18
Toholampi	94	92	87	7	8	...	8,2	7	6	15	-8	-53
Uusikaarlepyy	214	228	174	40	23	78	6,3	5
Vaasa	3 187	3 106	2 792	395	14	93	9,3	337	327	359	-22	-6
Veteli	83	82	71	12	17	9	6,6	6	...	6	0	0
Vöyri	198	233	167	31	19	63	6,9	5	...	13	-8	-62
Ostrobothnia	8 597	8 491	8 016	581	7	630	7,5	629	599	833	-204	-24



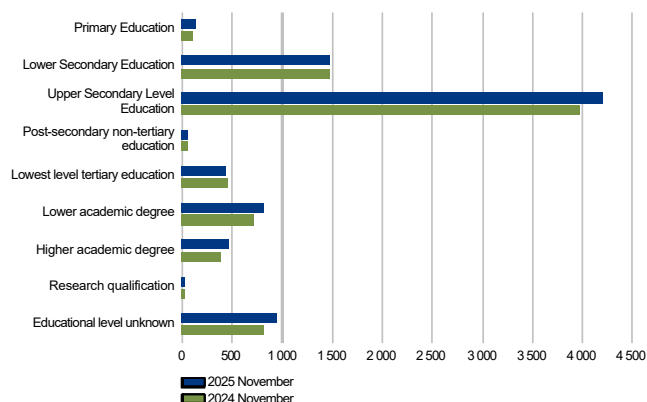
Unemployed jobseekers by gender and age-group



Unemployed jobseekers by levels of education and occupational group

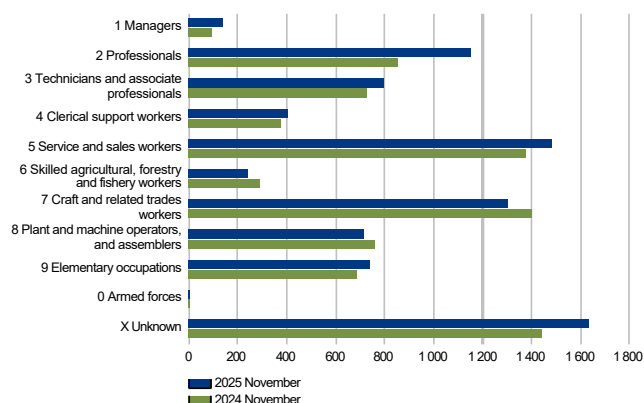
UNEMPLOYED JOBSEEKERS BY LEVEL OF EDUCATION

Ostrobothnia



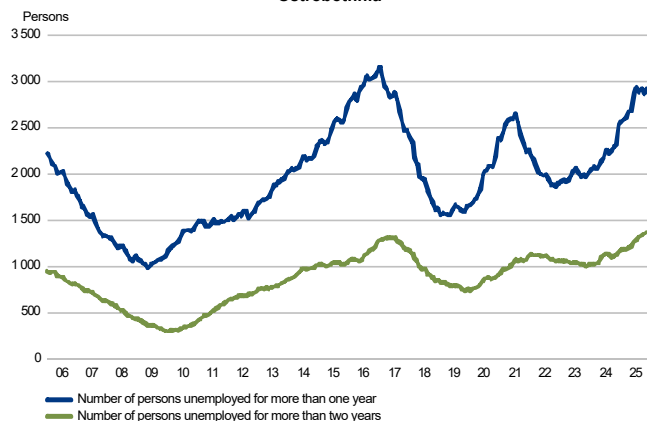
UNEMPLOYED JOBSEEKERS BY OCCUPATIONAL GROUP

Ostrobothnia

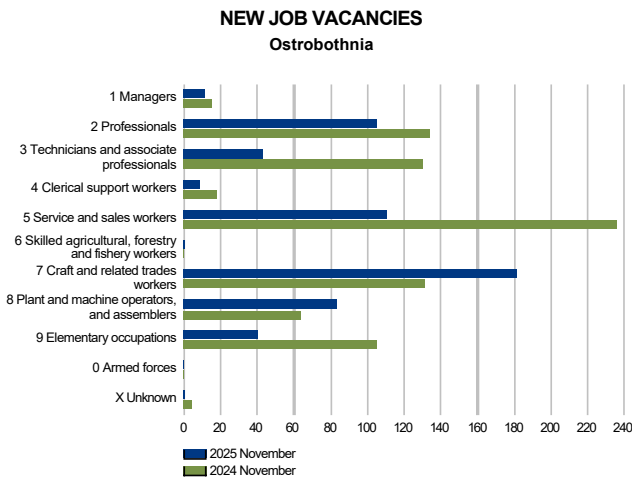


LONG-TERM UNEMPLOYED AT THE END OF THE MONTH

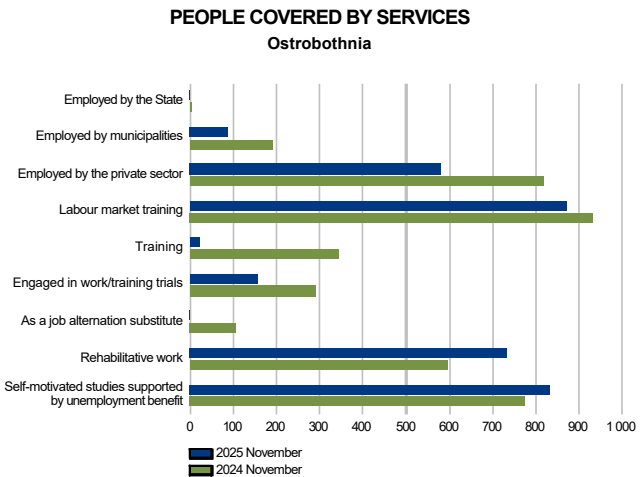
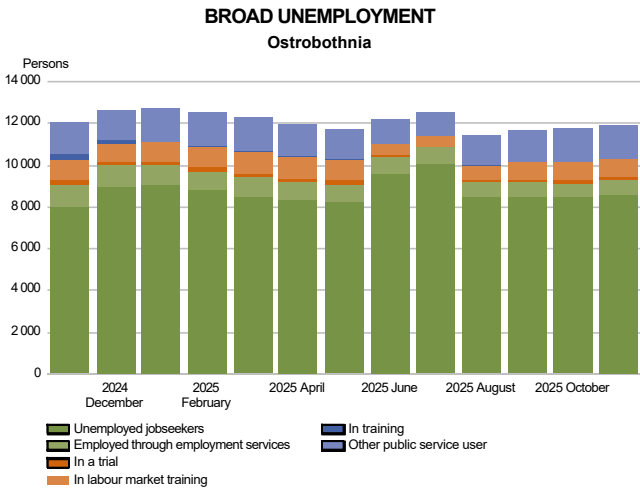
Ostrobothnia



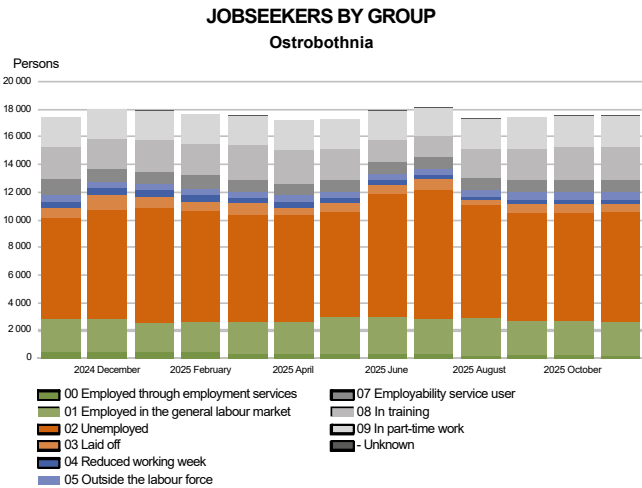
Jobs vacant



Services



All jobseekers



Summary table

EMPLOYMENT SITUATION AT THE END OF 2025 NOVEMBER (I) AND
DURING NOVEMBER (II)
ELY CENTRE: OSTROBOTHNIA

I EMPLOYMENT SITUATION AT THE END OF MONTH	Nov-25	Nov-24	CHANGE NUMBER	CHANGE %
A. JOBSEEKERS				
1. Unemployed jobseekers	8 597	8 016	581	7,2
of whom fully laid off	630	699	-69	-9,9
2. On reduced working week	311	442	-131	-29,6
3. Those who have work	4 923	5 004	-81	-1,6
of which in full-time work	2 414	2 390	24	1,0
of which in part-time work	2 332	2 136	196	9,2
of whom employed through employment services	177	478	-301	-63,0
4. Persons outside the labour force	3 731	3 916	-185	-4,7
of whom in services promoting employment	905	1 140	-235	-20,6
of whom in training	2 318	2 284	34	1,5
1-4 Total of jobseekers	17 562	17 378	184	1,1
B. LABOUR DEMAND				
1. Jobs vacant	629	833	-204	-24,5
of those notified for over a month	198	334	-136	-40,7
of those notified for over 2 months	138	182	-44	-24,2
C. PARTICIPATING IN SERVICES				
1. Employed by the State	0
2. Employed by municipalities	85	191	-106	-55,5
3. Employed by the private sector	580	818	-238	-29,1
1-3 Total number of employed people	665	1 013	-348	-34,4
4. Labour market training	869	931	-62	-6,7
5. Training	21	345	-324	-93,9
6. Engaged in work/training trials	154	290	-136	-46,9
7. As a job alternation substitute	0	107	-107	-100,0
8. Rehabilitative work	732	596	136	22,8
9. Self-motivated studies supported by unemployment benefit	831	775	56	7,2
1-9 Total number of people participating in services	3 272	4 057	-785	-19,3
D. STRUCTURE OF UNEMPLOYMENT				
1. Unemployed women	3 797	3 304	493	14,9
2. Unemployed men	4 796	4 711	85	1,8
3. Under 25 years old	1 050	1 011	39	3,9
4. Over 50 years old	2 963	2 823	140	5,0
5. Unemployed over a year	2 923	2 322	601	25,9
6. Foreign unemployed	1 770	1 591	179	11,3
E. UNEMPLOYMENT SECURITY				
1. Unemployed members of employees' unemployment funds	2 640	2 794	-154	-5,5
II EMPLOYMENT SITUATION DURING THE MONTH				
1. Unemployed jobseekers	9 782	8 972	810	9,0
2. Other jobseekers	8 640	9 179	-539	-5,9
1-2 Total number of jobseekers	18 422	18 151	271	1,5
3. Vacancies during a month	1 105	1 646	-541	-32,9
New vacancies during a month	585	837	-252	-30,1
Vacancies application period ended or sufficient number of applicants	616	250	366	146,4
4. Started spell of unemployment	1 763	1 353	410	30,3
5. Completed spell of unemployment	1 543	891	652	73,2
6. New jobs found through employment services	29	62	-33	-53,2
7. New entrants to labour market training	51	166	-115	-69,3



Foreigners' summary table

FOREIGNERS' EMPLOYMENT SITUATION AT THE END OF 2025 NOVEMBER (I) AND
DURING NOVEMBER (II)
ELY CENTRE: OSTROBOTHNIA

I EMPLOYMENT SITUATION AT THE END OF MONTH	Nov-25	Nov-24	CHANGE NUMBER	CHANGE %
A. JOBSEEKERS				
1. Unemployed jobseekers	1 770	1 591	179	11,3
of whom fully laid off	104	121	-17	-14,0
2. On reduced working week	18	49	-31	-63,3
3. Those who have work	791	817	-26	-3,2
of which in full-time work	452	508	-56	-11,0
of which in part-time work	323	256	67	26,2
of whom employed through employment services	16	53	-37	-69,8
4. Persons outside the labour force	1 577	1 634	-57	-3,5
of whom in services promoting employment	105	229	-124	-54,1
of whom in training	1 354	1 293	61	4,7
1-4 Total of jobseekers	4 156	4 091	65	1,6
C. PARTICIPATING IN SERVICES				
1. Employed by the State	0	0	0	0,0
2. Employed by municipalities	...	9
3. Employed by the private sector	34	56	-22	-39,3
1-3 Total number of employed people	36	65	-29	-44,6
4. Labour market training	499	460	39	8,5
5. Training	...	143
6. Engaged in work/training trials	38	66	-28	-42,4
7. As a job alternation substitute	0
8. Rehabilitative work	40	36	4	11,1
9. Self-motivated studies supported by unemployment benefit	550	485	65	13,4
1-9 Total number of people participating in services	1 165	1 259	-94	-7,5
D. STRUCTURE OF UNEMPLOYMENT				
1. Unemployed women	929	796	133	16,7
2. Unemployed men	837	794	43	5,4
3. Under 25 years old	171	167	4	2,4
4. Over 50 years old	367	335	32	9,6
5. Unemployed over a year	406	266	140	52,6
E. UNEMPLOYMENT SECURITY				
1. Unemployed members of employees' unemployment funds	236	268	-32	-11,9
II EMPLOYMENT SITUATION DURING THE MONTH				
1. Unemployed jobseekers	1 885	1 813	72	4,0
2. Other jobseekers	2 330	2 384	-54	-2,3
1-2 Total number of jobseekers	4 215	4 197	18	0,4
4. Started spell of unemployment	256	353	-97	-27,5
5. Completed spell of unemployment	144	188	-44	-23,4
6. New jobs found through employment services	...	5
7. New entrants to labour market training	11	83	-72	-86,7



Regional table

UNEMPLOYED JOBSEEKERS AND JOBS VACANT BY MUNICIPALITY AT THE END OF 2025 NOVEMBER

ELY CENTRE: OSTROBOTHNIA

Municipality	Workforce			Unemployed jobseekers						Disabled and chron. ill	Jobs vacant
		% of workforce	Total	Men	Women	Under 20 years old	Under 25 years old	Over 50 years old	Unemployed over a year		
Halsua	410	7,6	31	20	11	0	...	12	15	8	0
Kannus	2 328	8,0	187	113	74	9	25	81	64	23	6
Kaskinen	458	13,1	60	34	26	0	...	20	18	6	...
Kaustinen	1 896	6,7	127	71	56	6	19	47	50	29	...
Kokkola	22 378	9,2	2 058	1 184	871	80	338	648	704	272	153
Korsnäs	930	5,8	54	28	26	0	...	21	17	6	...
Kristiinankaupunki	2 575	6,6	171	93	77	...	15	72	49	25	5
Kruunupyy	2 984	4,5	135	76	59	5	22	48	53	15	7
Laihia	3 545	6,0	214	103	111	5	21	109	84	65	9
Lestijärvi	257	6,2	16	11	5	0	...	9	7	6	0
Luoto	2 632	2,0	52	26	26	...	11	20	19	10	5
Maalahti	2 552	3,6	92	50	42	0	7	40	21	7	...
Mustasaari	9 734	4,1	401	215	186	15	43	161	135	57	11
Närpiö	4 491	4,2	187	96	91	5	16	63	36	21	12
Pedersören kunta	5 373	3,1	169	90	79	9	27	70	67	27	0
Perho	963	9,1	88	49	39	6	15	26	23	11	...
Pietarsaari	8 984	8,7	779	410	369	29	115	267	249	82	56
Toholampi	1 146	8,2	94	63	31	...	9	37	40	20	7
Uusikaarlepyy	3 411	6,3	214	128	86	9	22	74	44	20	...
Vaasa	34 181	9,3	3 187	1 773	1 414	75	320	1 021	1 127	406	337
Veteli	1 264	6,6	83	43	40	...	7	37	26	13	6
Vöyri	2 853	6,9	198	120	78	...	9	80	75	21	5
Total	115 345	7,5	8 597	4 796	3 797	264	1 050	2 963	2 923	1 150	629



Information about the website

On this website you will find the latest statistics from ELY Centre for Ostrobothnia's monthly Employment Bulletin. You can access a .pdf version of the current and previous months' Employment Bulletin by following the link on the right.

The Employment Bulletin is based on the data from the KEHA Centre's Employment Service Statistics. The Ministry of Economic Affairs and Employment compiles statistics on the clients of the Employment authorities, including registered job-seekers, labour market policy services, and job vacancies. The data is collected from the customer service registries used by the Employment authorities. This means that the data used by MEAE Employment Service Statistics is completely registry-based.

The statistical data covers all persons, services, and open vacancies in the aforementioned groups, as separately defined in the registry by the classifications and variables for the statistical period in question.

Owing to seasonal variations, the Employment Bulletin always includes a comparison with the corresponding month in the previous year. The descriptors used in the Bulletin are also available in a table format. The Employment Bulletins are published at the end of the subsequent calendar month. The official date of publication is announced in advance.

The following symbols have been used:

. Category not applicable

... Data subject to secrecy

Links:

- Employment Service Statistics online:

<https://tyomarkkinatori.fi/en/employment-and-statistics/statistics-and-reports/employment-service-statistics>

- Employment Service Statistics' Release dates, Description and Quality Description:

<https://tyomarkkinatori.fi/en/employment-and-statistics/evaluation-and-research/employment-bulletin/publication-dates-in-2025>

- Employment Service Statistics' statistical database (In Finnish):

<https://www.tyonvalitystilasto.fi>

- You can access key information from Employment Service Statistics by visiting the Statistics Finland's StatFin database:

<https://statfin.stat.fi/PxWeb/pxweb/en/StatFin/>

- Comparison between the statistics of Statistics Finland and Employment Service Statistics:

<https://media.graphassets.com/ibCSU7MzQ5S7MeTqISid?dl=true>

- Comparison between the Job Vacancy Survey of Statistics Finland and Employment Service Statistics:

<https://media.graphcms.com/gipDIzmxSOeUqMECNgGS?dl=true>

Instructions for referencing:

Official Statistics of Finland (OSF): KEHA Centre / Employment Service Statistics. 201Y:MM, Ostrobothnia's Employment Bulletin, MONTH 201Y. Vaasa: Centre for Economic Development, Transport and the Environment (date of reference). Available at:
<http://www.tyollisykskatsaus.fi/pohjanmaa.aspx>



Contact information

Center for Economic Development, Transport and the Environment for
Ostrobothnia

Hanna Auronen, Head of Unit, Employment and Competence

+358 295 028 539 hanna.auronen(at)ely-keskus.fi

Mika Palosaari, Director General of ELY Centre for
Ostrobothnia

+358 295 027 110 mika.palosaari(at)ely-keskus.fi

Meeri Koski, Coordinator (compiled by)

+358 295 028 686 meeri.koski(at)ely-keskus.fi

<http://www.temtyollisyyskatsaus.fi/pohjanmaa.aspx>

