



Centre for Economic Development,  
Transport and the Environment

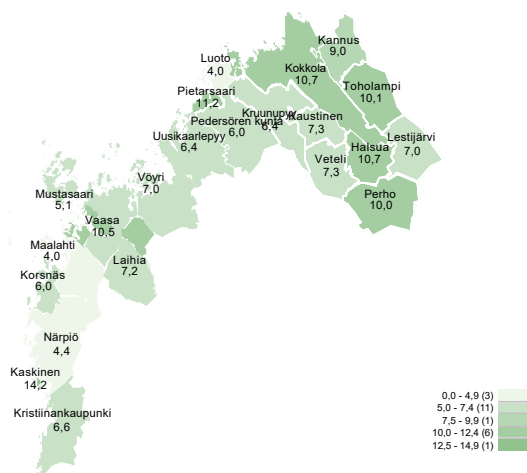
THE AREA OF ELY CENTRE FOR OSTROBOTHNIA

# Employment Bulletin

July 2025

# The unemployment is increasing and the number of open vacancies decreasing in the area of ELY Centre for Ostrobothnia

Unemployed jobseekers' percentage of the workforce by municipality



A total of 10 102 unemployed jobseekers were registered in the area of ELY Centre for Ostrobothnia at the end of July. This is 954 more than the previous year. In July the amount of unemployed people was 482 more than the previous month.

The share of the unemployed jobseekers out of the labour force in the area of ELY Centre for Ostrobothnia is the second lowest (8,8 %) in the Mainland Finland. In the whole country the respective share out of the labour force is 12,2 %. Compared with June the unemployment rate increased by 0,5 percentage points in ELY Centre for Ostrobothnia and by 0,3 percentage points in the rest of the country. The figures are from the Employment Service Statistics of the KEHA Centre.

Due to implementation of a new national client data system there has been some issues with data transfers concerning certain services. The problems affect especially labour market training, coaching services and possibly also work trials. In these services the numbers for July may be too small. The numbers for open vacancies in June have been corrected at the same time with the statistical revisions of July. Old vacancies, where the applications period has already closed, have been removed from the open vacancies. The numbers of employment in January-June have also been corrected due to problems in the code list.

## Trends:

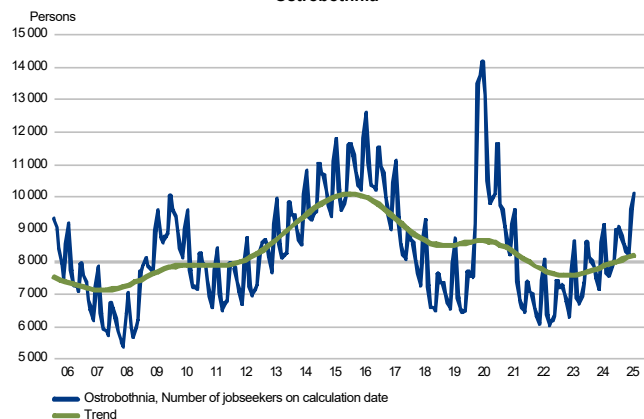
- The amount of unemployed was at the end of July 10 102 and 954 more (+ 10,4 %) than the previous year.
- The amount of fulltime laid-off was 829 i.e. 47 more (+ 6,0 %) than the previous year.
- Also, the amount of young unemployed people increased compared with the situation the year before. The amount of unemployed people under 25 years was 102 more (+ 8,5 %) than the previous year.
- The amount of long-term unemployed increased by 673 persons (+ 29,8 %) compared with the year before.



## Unemployed jobseekers

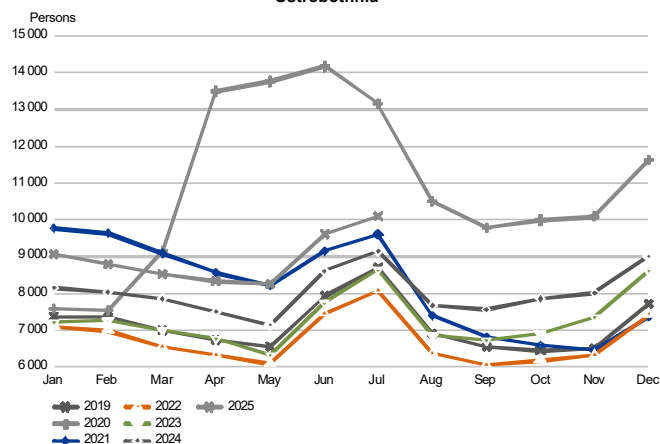
UNEMPLOYED JOBSEEKERS MONTHLY AND TREND

Ostrobothnia



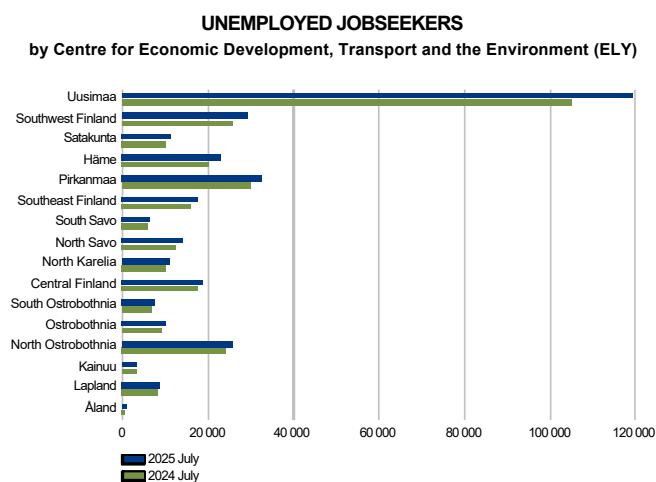
UNEMPLOYED JOBSEEKERS, MONTH BY MONTH COMPARISON

Ostrobothnia





## Unemployed jobseekers by sub-regional unit



### Unemployed jobseekers and jobs vacant by sub-regional unit

	Change			Of the Unemployed		Change					
	Jul 2025	Jun 2025	Jul 2024	Jul 2025 unemployed Jul 2024	unemployed jobseekers fully laid off	jobseekers' percentage of the workforce	Jul 2025	Jun 2025	Jul 2024	Jul 2025	Jul 2024
Sub-regional unit	Unemployed jobseekers			%		%		Jobs vacant		%	
Vaasa	4 708	4 426	4 159	549	13	227	8,8	302	241	374	-72 -19
Suupohjan rannikkoseutu	433	394	393	40	10	45	5,8	13	21	51	-38 -75
Pietarsaari	1 844	1 719	1 644	200	12	289	7,9	68	62	125	-57 -46
Kaustinen	504	518	473	31	7	67	8,5	15	19	47	-32 -68
Kokkola	2 613	2 563	2 479	134	5	201	10,6	151	204	311	-160 -51
Ostrobothnia	10 102	9 620	9 148	954	10	829	8,8	549	547	908	-359 -40



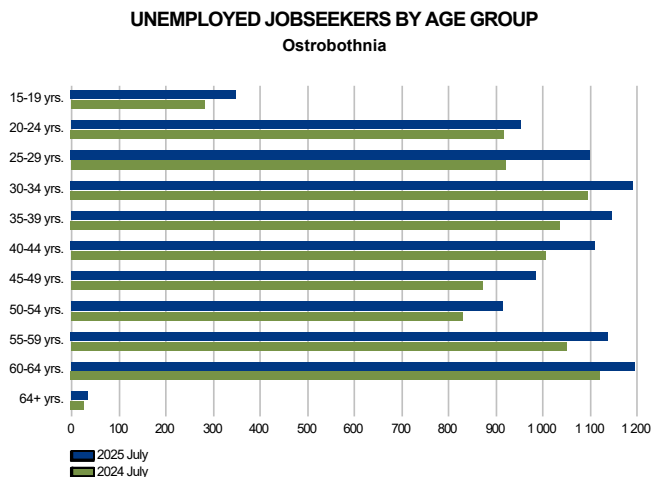
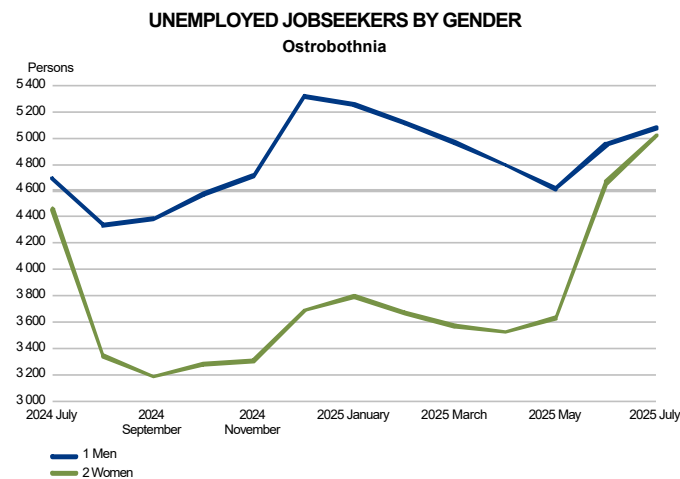
## Unemployed jobseekers by municipality

### Unemployed jobseekers and jobs vacant by municipality

Municipality	Jul 2025	Jun 2025	Jul 2024	Change		Of the Unemployed		Jul 2025	Jun 2025	Jul 2024	Change	
				Jul 2025	Jul 2024	unemployed jobseekers fully laid off	jobseekers' percentage of the workforce				Jul 2025	Jul 2024
	Unemployed jobseekers							Jobs vacant				
					%		%					%
Halsua	44	42	51	-7	-14	9	10,7	0	0	10	-10	-100
Kannus	209	213	204	5	2	18	9,0	12	10	20	-8	-40
Kaskinen	65	59	58	7	12	10	14,2	0	0	18	-18	-100
Kaustinen	138	142	132	6	5	13	7,3	...	...	12	...	...
Kokkola	2 404	2 350	2 275	129	6	183	10,7	139	194	291	-152	-52
Korsnäs	56	51	58	-2	-3	...	6,0	...	...	0	...	...
Kristiinankaupunki	171	158	170	1	1	13	6,6	7	10	15	-8	-53
Kruunupyy	191	175	166	25	15	26	6,4	5	...	30	-25	-83
Laihia	255	243	231	24	10	19	7,2	...	6	20	...	...
Lestijärvi	18	18	19	-1	-5	...	7,0	0	0	...	...	...
Luoto	104	92	88	16	18	26	4,0	5	5	...	...	...
Maalahti	102	94	131	-29	-22	22	4,0	...	...	...	...	...
Mustasaari	500	455	490	10	2	72	5,1	22	8	15	7	47
Närpiö	197	177	165	32	19	22	4,4	6	11	18	-12	-67
Pedersören kunta	321	282	198	123	62	132	6,0	...	...	18	...	...
Perho	96	103	80	16	20	15	10,0	...	8	8	...	...
Pietarsaari	1 010	969	978	32	3	83	11,2	53	49	66	-13	-20
Toholampi	116	116	92	24	26	12	10,1	8	8	5	3	60
Uusikaarlepyy	218	201	214	4	2	22	6,4	...	...	8	...	...
Vaasa	3 596	3 400	3 081	515	17	95	10,5	272	221	329	-57	-17
Veteli	92	97	99	-7	-7	14	7,3	...	...	9	...	...
Vöyri	199	183	168	31	18	14	7,0	...	...	6	...	...
Ostrobothnia	10 102	9 620	9 148	954	10	829	8,8	549	547	908	-359	-40



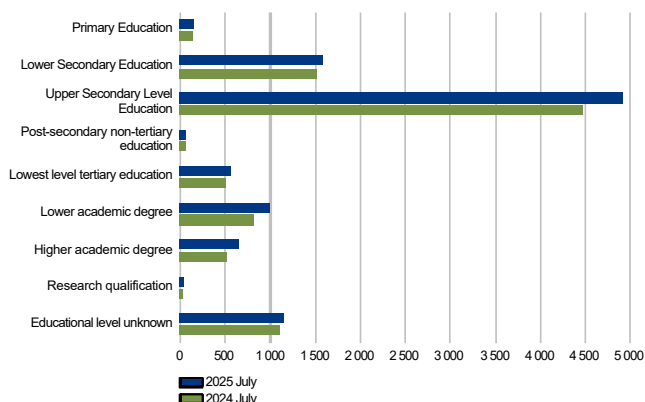
## Unemployed jobseekers by gender and age-group



## Unemployed jobseekers by levels of education and occupational group

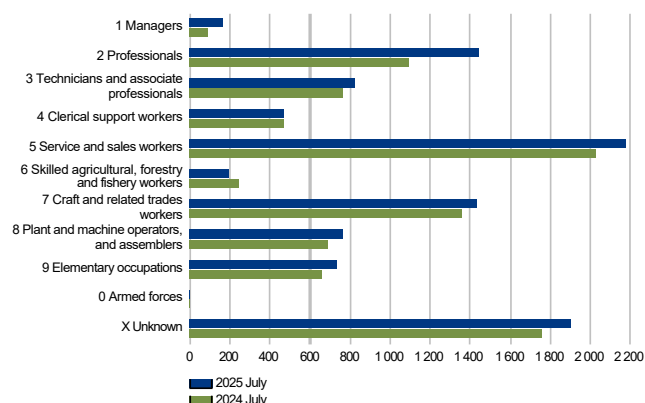
### UNEMPLOYED JOBSEEKERS BY LEVEL OF EDUCATION

Ostrobothnia



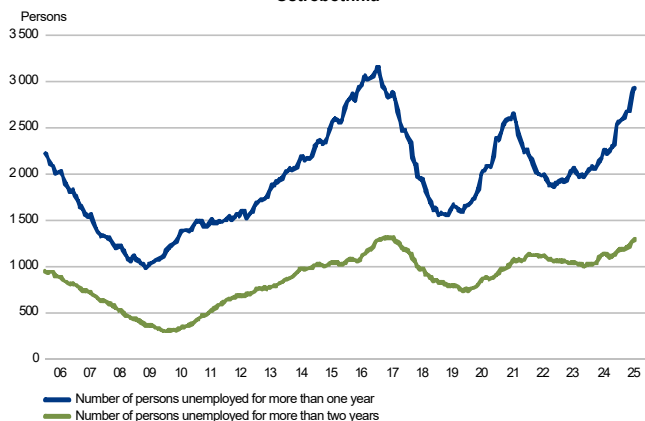
### UNEMPLOYED JOBSEEKERS BY OCCUPATIONAL GROUP

Ostrobothnia

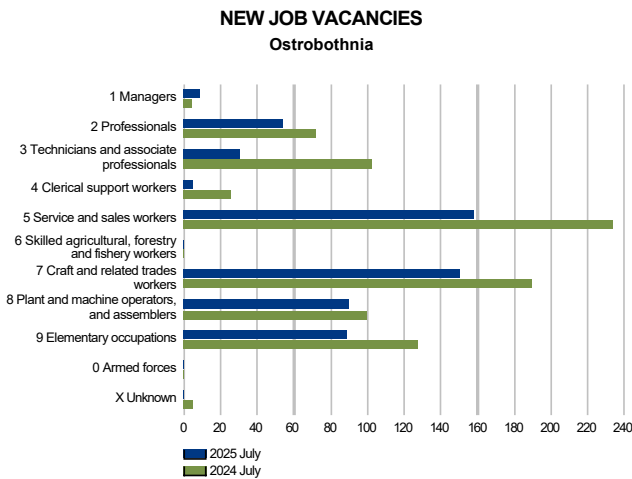


### LONG-TERM UNEMPLOYED AT THE END OF THE MONTH

Ostrobothnia

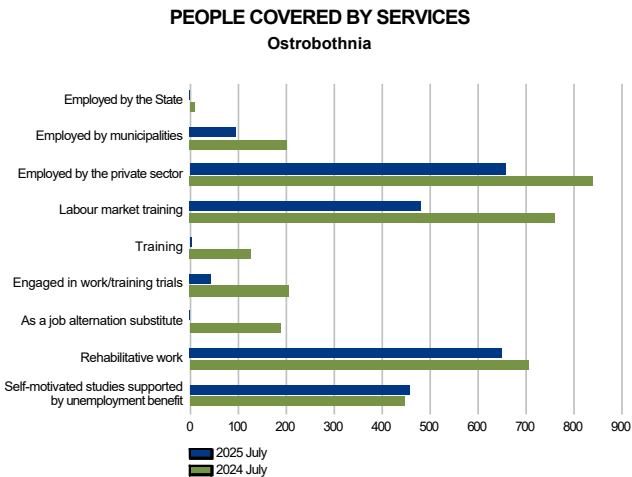
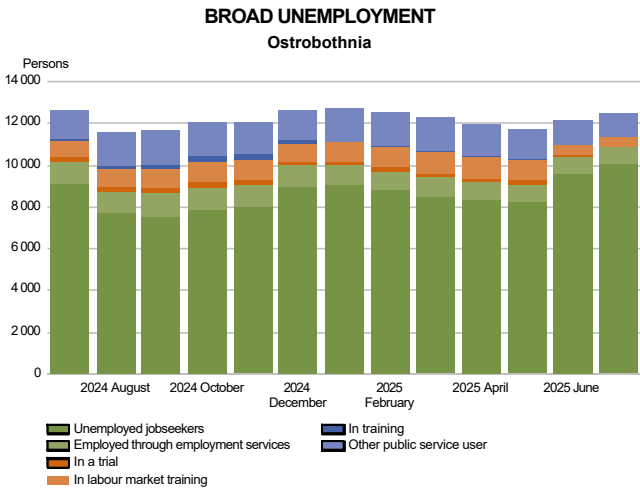


Jobs vacant

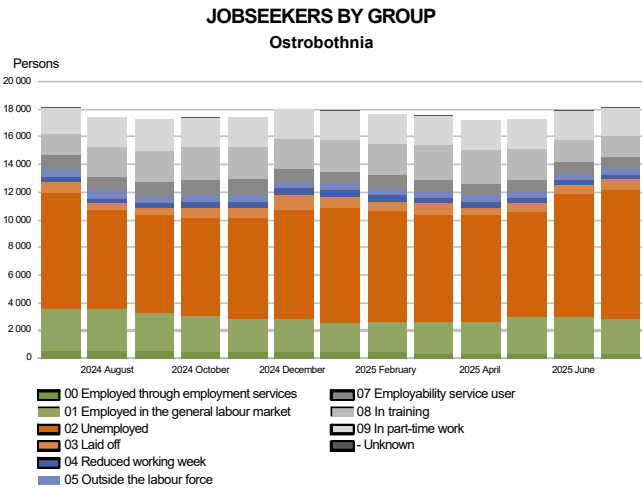




Services



All jobseekers



## Summary table

EMPLOYMENT SITUATION AT THE END OF 2025 JULY (I) AND

DURING JULY (II)

ELY CENTRE: OSTROBOTHNIA

I EMPLOYMENT SITUATION AT THE END OF MONTH	Jul-25	Jul-24	CHANGE NUMBER	CHANGE %
<b>A. JOBSEEKERS</b>				
1. Unemployed jobseekers	10 102	9 148	954	10,4
of whom fully laid off	829	782	47	6,0
2. On reduced working week	257	430	-173	-40,2
3. Those who have work	4 871	5 509	-638	-11,6
of which in full-time work	2 584	3 027	-443	-14,6
of which in part-time work	2 018	1 942	76	3,9
of whom employed through employment services	269	540	-271	-50,2
4. Persons outside the labour force	2 877	3 104	-227	-7,3
of whom in services promoting employment	780	942	-162	-17,2
of whom in training	1 593	1 612	-19	-1,2
1-4 Total of jobseekers	18 107	18 191	-84	-0,5
<b>B. LABOUR DEMAND</b>				
1. Jobs vacant	549	908	-359	-39,5
of those notified for over a month	255	426	-171	-40,1
of those notified for over 2 months	123	214	-91	-42,5
<b>C. PARTICIPATING IN SERVICES</b>				
1. Employed by the State	0	11	-11	-100,0
2. Employed by municipalities	96	202	-106	-52,5
3. Employed by the private sector	655	840	-185	-22,0
1-3 Total number of employed people	751	1 053	-302	-28,7
4. Labour market training	482	758	-276	-36,4
5. Training	...	127	...	...
6. Engaged in work/training trials	44	207	-163	-78,7
7. As a job alternation substitute	0	190	-190	-100,0
8. Rehabilitative work	651	705	-54	-7,7
9. Self-motivated studies supported by unemployment benefit	456	448	8	1,8
1-9 Total number of people participating in services	2 385	3 488	-1 103	-31,6
<b>D. STRUCTURE OF UNEMPLOYMENT</b>				
1. Unemployed women	5 019	4 458	561	12,6
2. Unemployed men	5 079	4 690	389	8,3
3. Under 25 years old	1 300	1 198	102	8,5
4. Over 50 years old	3 278	3 024	254	8,4
5. Unemployed over a year	2 934	2 261	673	29,8
6. Foreign unemployed	2 213	1 922	291	15,1
<b>E. UNEMPLOYMENT SECURITY</b>				
1. Unemployed members of employees' unemployment funds	3 308	3 346	-38	-1,1
<b>II EMPLOYMENT SITUATION DURING THE MONTH</b>				
1. Unemployed jobseekers	10 604	9 753	851	8,7
2. Other jobseekers	7 946	9 002	-1 056	-11,7
1-2 Total number of jobseekers	18 550	18 755	-205	-1,1
3. Vacancies during a month	1 068	1 722	-654	-38,0
New vacancies during a month	585	861	-276	-32,1
Vacancies filled during a month	...	72	...	...
of those filled with job-seekers	0	54	-54	-100,0
Vacancies application period ended or sufficient number of applicants	594	201	393	195,5
Vacancies cancelled or could not be filled	0	610	-610	-100,0
4. Started spell of unemployment	1 196	1 277	-81	-6,3
5. Completed spell of unemployment	678	937	-259	-27,6
6. New jobs found through employment services	25	66	-41	-62,1



## Foreigners' summary table

FOREIGNERS' EMPLOYMENT SITUATION AT THE END OF 2025 JULY (I) AND

DURING JULY (II)

ELY CENTRE: OSTROBOTHNIA

I EMPLOYMENT SITUATION AT THE END OF MONTH	Jul-25	Jul-24	CHANGE NUMBER	CHANGE %
<b>A. JOBSEEKERS</b>				
1. Unemployed jobseekers	2 213	1 922	291	15,1
of whom fully laid off	73	75	-2	-2,7
2. On reduced working week	24	60	-36	-60,0
3. Those who have work	916	1 053	-137	-13,0
of which in full-time work	557	703	-146	-20,8
of which in part-time work	332	291	41	14,1
of whom employed through employment services	27	59	-32	-54,2
4. Persons outside the labour force	1 029	1 091	-62	-5,7
of whom in services promoting employment	96	175	-79	-45,1
of whom in training	811	778	33	4,2
1-4 Total of jobseekers	4 182	4 126	56	1,4
<b>C. PARTICIPATING IN SERVICES</b>				
1. Employed by the State	0	...	...	...
2. Employed by municipalities	...	11	...	...
3. Employed by the private sector	46	52	-6	-11,5
1-3 Total number of employed people	49	64	-15	-23,4
4. Labour market training	269	422	-153	-36,3
5. Training	0	...	...	...
6. Engaged in work/training trials	7	101	-94	-93,1
7. As a job alternation substitute	0	9	-9	-100,0
8. Rehabilitative work	39	53	-14	-26,4
9. Self-motivated studies supported by unemployment benefit	229	182	47	25,8
1-9 Total number of people participating in services	593	835	-242	-29,0
<b>D. STRUCTURE OF UNEMPLOYMENT</b>				
1. Unemployed women	1 253	1 059	194	18,3
2. Unemployed men	956	863	93	10,8
3. Under 25 years old	246	253	-7	-2,8
4. Over 50 years old	414	377	37	9,8
5. Unemployed over a year	425	271	154	56,8
<b>E. UNEMPLOYMENT SECURITY</b>				
1. Unemployed members of employees' unemployment funds	251	265	-14	-5,3
<b>II EMPLOYMENT SITUATION DURING THE MONTH</b>				
1. Unemployed jobseekers	2 273	2 020	253	12,5
2. Other jobseekers	1 959	2 178	-219	-10,1
1-2 Total number of jobseekers	4 232	4 198	34	0,8
4. Started spell of unemployment	189	195	-6	-3,1
5. Completed spell of unemployment	72	134	-62	-46,3
6. New jobs found through employment services	6	5	1	20,0
7. New entrants to labour market training	...	15	...	...





## Regional table

UNEMPLOYED JOBSEEKERS AND JOBS VACANT BY MUNICIPALITY AT THE END OF 2025 JULY

ELY CENTRE: OSTROBOTHNIA

Municipality	Workforce			Unemployed jobseekers						Disabled and chron. ill	Jobs vacant
		% of workforce	Total	Men	Women	Under 20 years old	Under 25 years old	Over 50 years old	Unemployed over a year		
Halsua	410	10,7	44	24	20	0	6	16	17	7	0
Kannus	2 328	9,0	209	106	103	8	27	77	64	23	12
Kaskinen	458	14,2	65	31	34	...	...	26	15	7	0
Kaustinen	1 896	7,3	138	61	77	11	22	50	42	30	...
Kokkola	22 378	10,7	2 404	1 213	1 189	99	370	717	756	287	139
Korsnäs	930	6,0	56	25	31	...	7	22	17	7	...
Kristiinankaupunki	2 575	6,6	171	85	85	...	10	70	53	26	7
Kruunupyy	2 984	6,4	191	98	93	8	24	72	54	15	5
Laihia	3 545	7,2	255	116	139	8	31	122	80	79	...
Lestijärvi	257	7,0	18	9	9	0	...	7	5	5	0
Luoto	2 632	4,0	104	47	57	6	16	36	20	12	5
Maalahti	2 552	4,0	102	57	45	...	10	35	23	7	...
Mustasaari	9 734	5,1	500	215	285	19	49	190	128	57	22
Närpiö	4 491	4,4	197	96	101	9	21	57	36	24	6
Pedersören kunta	5 373	6,0	321	147	174	12	39	122	60	34	...
Perho	963	10,0	96	46	50	6	18	29	23	12	...
Pietarsaari	8 984	11,2	1 010	502	507	31	148	318	255	89	53
Toholampi	1 146	10,1	116	56	60	0	9	48	40	19	8
Uusikaarlepyy	3 411	6,4	218	113	105	10	19	70	51	17	...
Vaasa	34 181	10,5	3 596	1 893	1 703	100	435	1 082	1 100	399	272
Veteli	1 264	7,3	92	45	47	5	15	33	26	12	...
Vöyri	2 853	7,0	199	94	105	6	16	79	69	21	...
Total	115 345	8,8	10 102	5 079	5 019	347	1 300	3 278	2 934	1 189	549



## Information about the website

On this website you will find the latest statistics from ELY Centre for Ostrobothnia's monthly Employment Bulletin. You can access a .pdf version of the current and previous months' Employment Bulletin by following the link on the right.

The Employment Bulletin is based on the data from the KEHA Centre's Employment Service Statistics. The Ministry of Economic Affairs and Employment compiles statistics on the clients of the Employment authorities, including registered job-seekers, labour market policy services, and job vacancies. The data is collected from the customer service registries used by the Employment authorities. This means that the data used by MEAE Employment Service Statistics is completely registry-based.

The statistical data covers all persons, services, and open vacancies in the aforementioned groups, as separately defined in the registry by the classifications and variables for the statistical period in question.

Owing to seasonal variations, the Employment Bulletin always includes a comparison with the corresponding month in the previous year. The descriptors used in the Bulletin are also available in a table format. The Employment Bulletins are published at the end of the subsequent calendar month. The official date of publication is announced in advance.

The following symbols have been used:

. Category not applicable

... Data subject to secrecy

Links:

- Employment Service Statistics online:

<https://tyomarkkinatori.fi/en/employment-and-statistics/statistics-and-reports/employment-service-statistics>

- Employment Service Statistics' Release dates, Description and Quality Description:

<https://tyomarkkinatori.fi/en/employment-and-statistics/evaluation-and-research/employment-bulletin/publication-dates-in-2025>

- Employment Service Statistics' statistical database (In Finnish):

<https://www.tyonvalitystilasto.fi>

- You can access key information from Employment Service Statistics by visiting the Statistics Finland's StatFin database:

<https://statfin.stat.fi/PxWeb/pxweb/en/StatFin/>

- Comparison between the statistics of Statistics Finland and Employment Service Statistics:

<https://media.graphassets.com/ibCSU7MzQ5S7MeTqISid?dl=true>

- Comparison between the Job Vacancy Survey of Statistics Finland and Employment Service Statistics:

<https://media.graphcms.com/gipDIzmxSOeUqMECNgGS?dl=true>

Instructions for referencing:

Official Statistics of Finland (OSF): KEHA Centre / Employment Service Statistics. 201Y:MM, Ostrobothnia's Employment Bulletin, MONTH 201Y. Vaasa: Centre for Economic Development, Transport and the Environment (date of reference). Available at:  
<http://www.tyollisykskatsaus.fi/pohjanmaa.aspx>



## Contact information

Center for Economic Development, Transport and the Environment for  
Ostrobothnia

Hanna Auronen, Head of Unit, Employment and Competence

+358 295 028 539 hanna.auronen(at)ely-keskus.fi

Mika Palosaari, Director General of ELY Centre for  
Ostrobothnia

+358 295 027 110 mika.palosaari(at)ely-keskus.fi

Meeri Koski, Coordinator (compiled by)

+358 295 028 686 meeri.koski(at)ely-keskus.fi

<http://www.temtyollisyyskatsaus.fi/pohjanmaa.aspx>

