



Centre for Economic Development,
Transport and the Environment

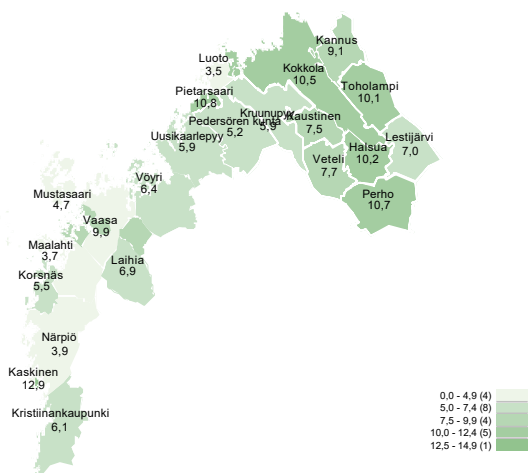
THE AREA OF ELY CENTRE FOR OSTROBOTHNIA

Employment Bulletin

June 2025

The unemployment is increasing and the number of open vacancies decreasing in the area of ELY Centre for Ostrobothnia

Unemployed jobseekers' percentage of the workforce by municipality



A total of 9 620 unemployed jobseekers were registered in the area of ELY Centre for Ostrobothnia at the end of June. This is 1 015 more than the previous year. In June the amount of unemployed people was 1 371 more than the previous month.

The share of the unemployed jobseekers out of the labour force in the area of ELY Centre for Ostrobothnia is the lowest (8,3 %) in the Mainland Finland. In the whole country the respective share out of the labour force is 12,2 %. Compared with May the unemployment rate increased by 1,1 percentage points in ELY Centre for Ostrobothnia and 0,9 percentage points in the rest of the country. The figures are from the Employment Service Statistics of the KEHA Centre.

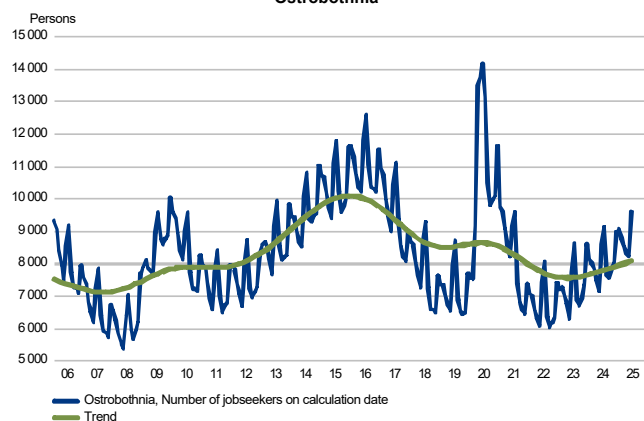
Trends:

- The amount of unemployed was at the end of June 9 620 and 1 015 more (+ 11,8 %) than the previous year.
- The amount of fulltime laid-off was 622 i.e. 9 less (- 1,4 %) than the previous year.
- Also, the amount of young unemployed people increased compared with the situation the year before. The amount of unemployed people under 25 years was 122 more (+ 10,6 %) than the previous year.
- The amount of long-term unemployed increased by 691 persons (+ 31,6 %) compared with the year before.
- The number of new open vacancies in June was 73 less (- 8,7 %) than the previous year.
- The number of people in employment-promoting services decreased compared with the year before. At the end of June the amount of participants in services was in total 2 706.

Unemployed jobseekers

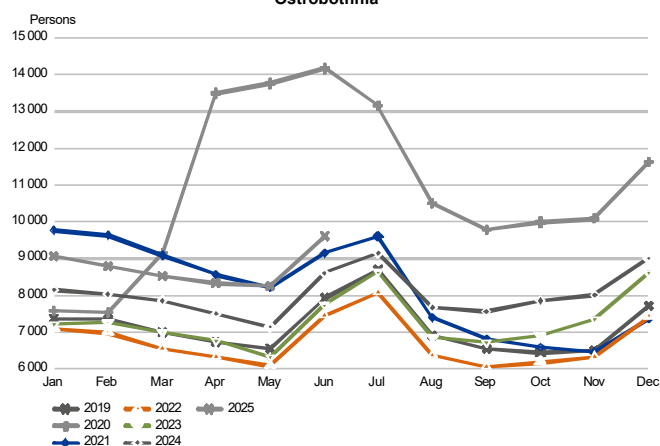
UNEEMPLOYED JOBSEEKERS MONTHLY AND TREND

Ostrobothnia

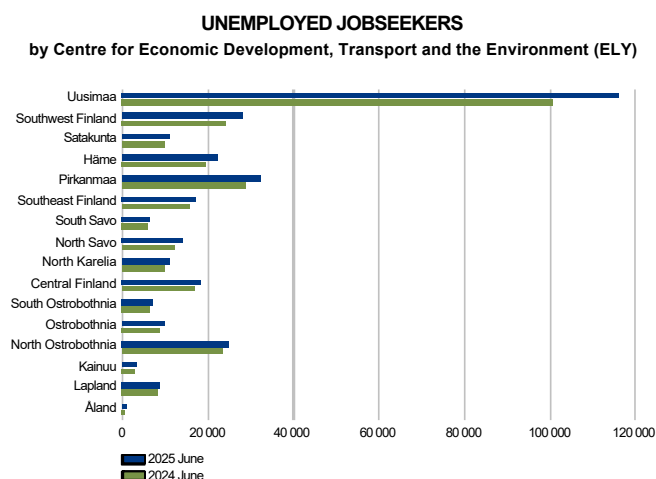


UNEEMPLOYED JOBSEEKERS, MONTH BY MONTH COMPARISON

Ostrobothnia



Unemployed jobseekers by sub-regional unit



Unemployed jobseekers and jobs vacant by sub-regional unit

	Change							Of the Unemployed			Change	
	Jun	May	Jun	Jun 2025	unemployed	jobseekers'	Jun	May	Jun	Jun 2025		
	2025	2025	2024	Jun 2024	jobseekers	percentage	2025	2025	2024	Jun 2024		
					fully	of the						
					laid off	workforce						
Sub-regional unit	Unemployed jobseekers			%		%		Jobs vacant			%	
Vaasa	4 426	3 961	3 970	456	11	170	8,2	437	325	433	4	1
Suupohjan rannikkoseutu	394	337	357	37	10	21	5,2	42	27	68	-26	-38
Pietarsaari	1 719	1 352	1 473	246	17	220	7,4	160	135	130	30	23
Kaustinen	518	439	449	69	15	62	8,7	44	37	48	-4	-8
Kokkola	2 563	2 160	2 356	207	9	149	10,4	408	298	262	146	56
Ostrobothnia	9 620	8 249	8 605	1 015	12	622	8,3	1 091	822	941	150	16



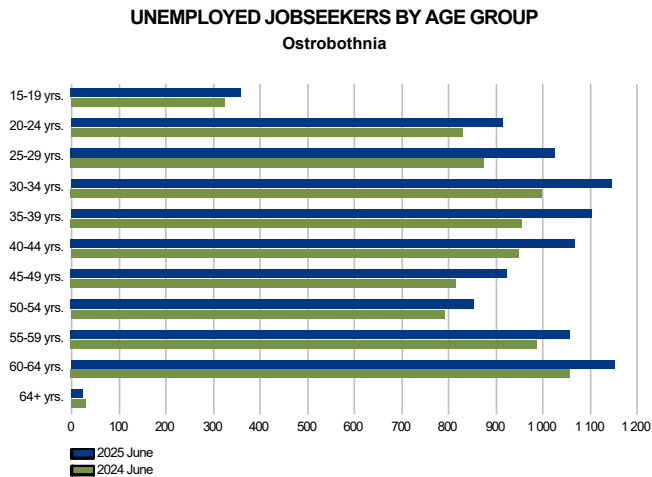
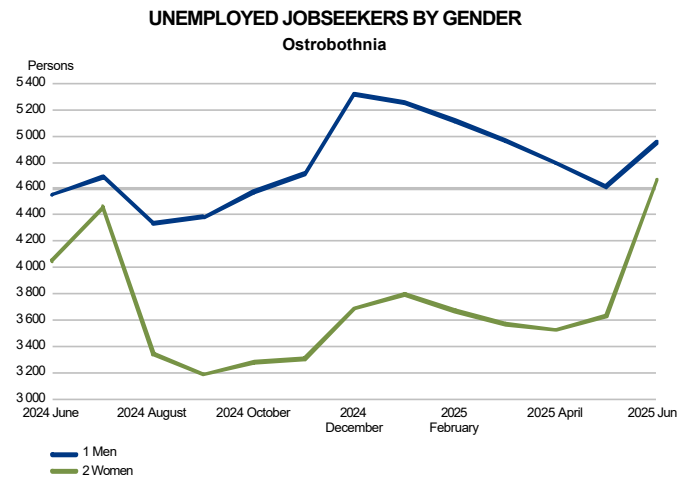
Unemployed jobseekers by municipality

Unemployed jobseekers and jobs vacant by municipality

Municipality	Jun 2025	May 2025	Jun 2024	Change		Of the Unemployed		Jun 2025	May 2025	Jun 2024	Change	
				Jun 2025	Jun 2024	unemployed jobseekers fully laid off	jobseekers' percentage of the workforce				Jun 2025	Jun 2024
	Unemployed jobseekers							Jobs vacant				
					%		%					%
Halsua	42	39	45	-3	-7	7	10,2	0	0
Kannus	213	181	204	9	4	19	9,1	21	16	17	4	24
Kaskinen	59	53	51	8	16	...	12,9	11	11	19	-8	-42
Kaustinen	142	119	138	4	3	15	7,5	18	21	19	-1	-5
Kokkola	2 350	1 979	2 152	198	9	130	10,5	387	282	245	142	58
Korsnäs	51	49	53	-2	-4	...	5,5
Kristiinankaupunki	158	126	160	-2	-1	8	6,1	15	10	28	-13	-46
Kruunupyy	175	141	155	20	13	21	5,9	30	28	18	12	67
Laihia	243	233	225	18	8	18	6,9	12	7	14	-2	-14
Lestijärvi	18	13	18	0	0	...	7,0	0	0
Luoto	92	59	73	19	26	16	3,5	6	6	5	1	20
Maalahti	94	85	111	-17	-15	14	3,7	5	5	5	0	0
Mustasaari	455	360	442	13	3	37	4,7	19	20	34	-15	-44
Närpiö	177	158	146	31	21	9	3,9	16	6	21	-5	-24
Pedersören kunta	282	162	162	120	74	99	5,2	7	...	23	-16	-70
Perho	103	85	71	32	45	20	10,7	14	7	8	6	75
Pietarsaari	969	825	876	93	11	69	10,8	113	95	67	46	69
Toholampi	116	101	82	34	41	6	10,1	10	8	5	5	100
Uusikaarlepyy	201	165	207	-6	-3	15	5,9	17
Vaasa	3 400	3 058	2 981	419	14	86	9,9	395	291	368	27	7
Veteli	97	82	95	2	2	11	7,7	12
Vöyri	183	176	158	25	16	11	6,4	5	...	10	-5	-50
Ostrobothnia	9 620	8 249	8 605	1 015	12	622	8,3	1 091	822	941	150	16



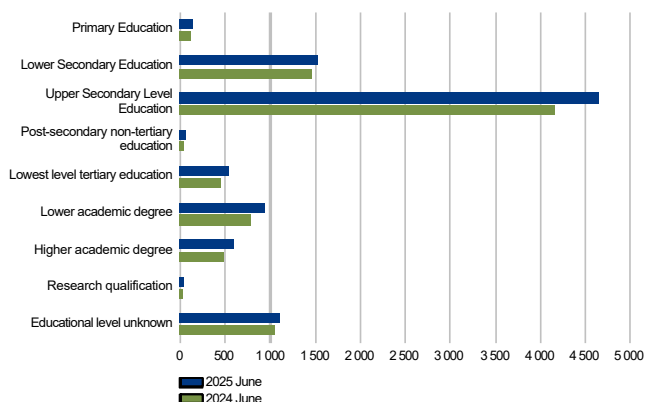
Unemployed jobseekers by gender and age-group



Unemployed jobseekers by levels of education and occupational group

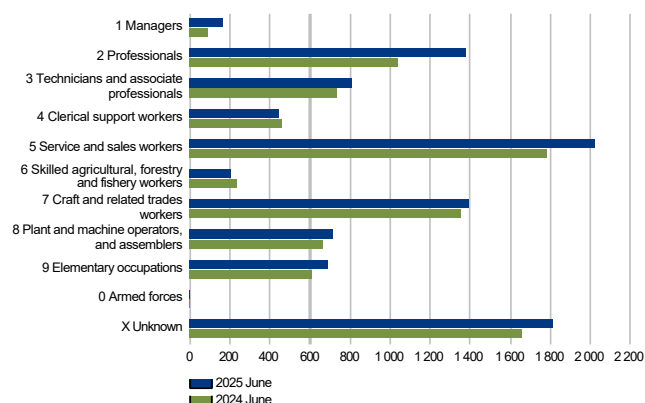
UNEMPLOYED JOBSEEKERS BY LEVEL OF EDUCATION

Ostrobothnia



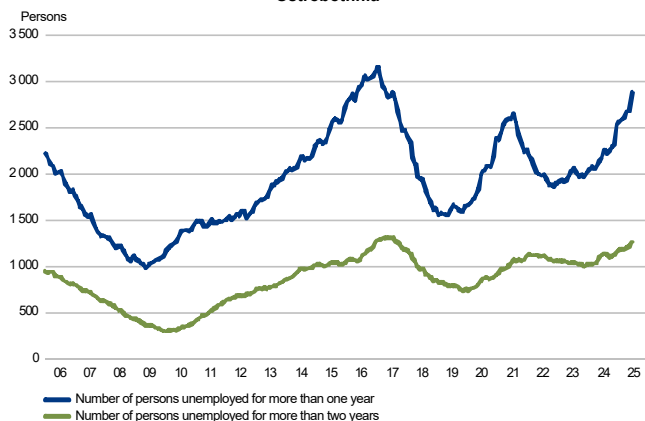
UNEMPLOYED JOBSEEKERS BY OCCUPATIONAL GROUP

Ostrobothnia

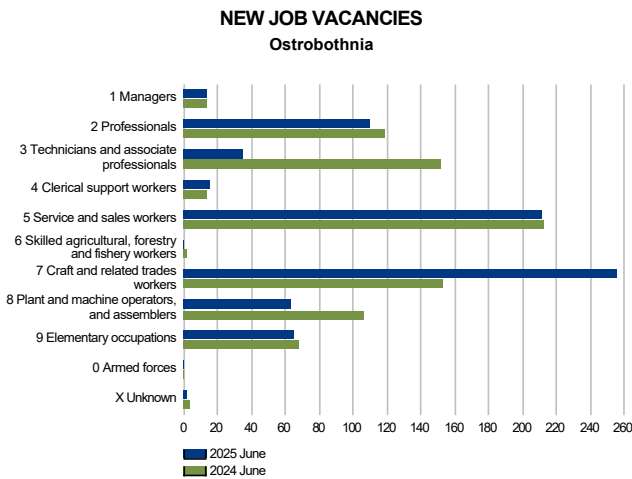


LONG-TERM UNEMPLOYED AT THE END OF THE MONTH

Ostrobothnia

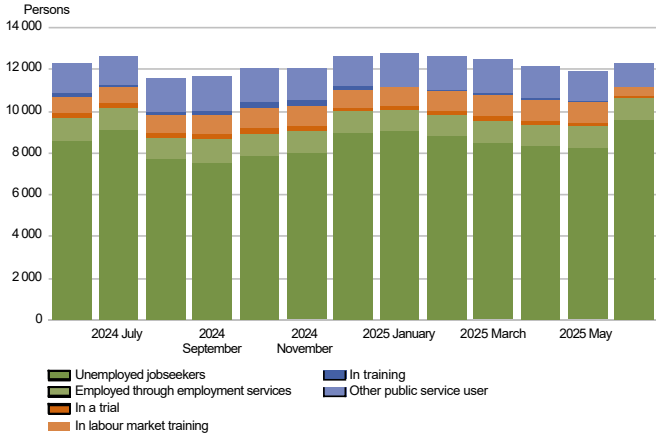


Jobs vacant

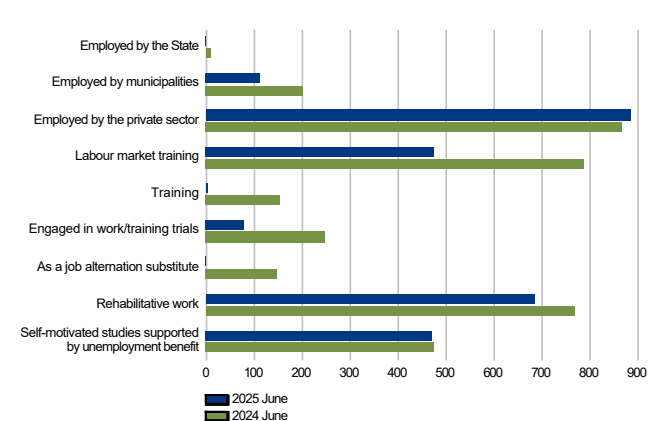


Services

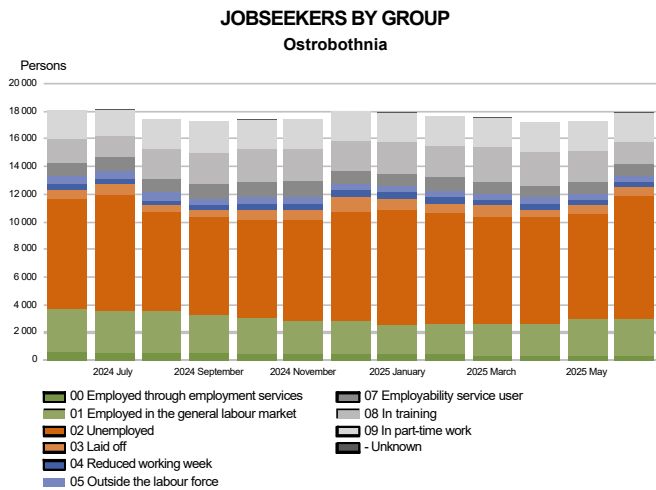
BROAD UNEMPLOYMENT
Ostrobothnia



PEOPLE COVERED BY SERVICES
Ostrobothnia



All jobseekers



Summary table

EMPLOYMENT SITUATION AT THE END OF 2025 JUNE (I) AND
DURING JUNE (II)

ELY CENTRE: OSTROBOTHNIA

I EMPLOYMENT SITUATION AT THE END OF MONTH	Jun-25	Jun-24	CHANGE NUMBER	CHANGE %
A. JOBSEEKERS				
1. Unemployed jobseekers	9 620	8 605	1 015	11,8
of whom fully laid off	622	631	-9	-1,4
2. On reduced working week	301	463	-162	-35,0
3. Those who have work	4 955	5 719	-764	-13,4
of which in full-time work	2 610	3 138	-528	-16,8
of which in part-time work	2 045	2 018	27	1,3
of whom employed through employment services	300	563	-263	-46,7
4. Persons outside the labour force	2 987	3 258	-271	-8,3
of whom in services promoting employment	850	1 032	-182	-17,6
of whom in training	1 641	1 681	-40	-2,4
1-4 Total of jobseekers	17 863	18 045	-182	-1,0
B. LABOUR DEMAND				
1. Jobs vacant	1 091	941	150	15,9
of those notified for over a month	721	408	313	76,7
of those notified for over 2 months	186	238	-52	-21,8
C. PARTICIPATING IN SERVICES				
1. Employed by the State	0	10	-10	-100,0
2. Employed by municipalities	113	203	-90	-44,3
3. Employed by the private sector	883	866	17	2,0
1-3 Total number of employed people	996	1 079	-83	-7,7
4. Labour market training	475	788	-313	-39,7
5. Training	...	155
6. Engaged in work/training trials	79	248	-169	-68,1
7. As a job alternation substitute	0	146	-146	-100,0
8. Rehabilitative work	685	765	-80	-10,5
9. Self-motivated studies supported by unemployment benefit	470	474	-4	-0,8
1-9 Total number of people participating in services	2 706	3 655	-949	-26,0
D. STRUCTURE OF UNEMPLOYMENT				
1. Unemployed women	4 663	4 051	612	15,1
2. Unemployed men	4 953	4 554	399	8,8
3. Under 25 years old	1 273	1 151	122	10,6
4. Over 50 years old	3 084	2 860	224	7,8
5. Unemployed over a year	2 880	2 189	691	31,6
6. Foreign unemployed	2 114	1 798	316	17,6
E. UNEMPLOYMENT SECURITY				
1. Unemployed members of employees' unemployment funds	3 068	3 084	-16	-0,5
II EMPLOYMENT SITUATION DURING THE MONTH				
1. Unemployed jobseekers	10 531	9 506	1 025	10,8
2. Other jobseekers	8 085	9 259	-1 174	-12,7
1-2 Total number of jobseekers	18 616	18 765	-149	-0,8
3. Vacancies during a month	1 933	2 083	-150	-7,2
New vacancies during a month	769	842	-73	-8,7
Vacancies filled during a month	...	145
of those filled with job-seekers	...	75
Vacancies application period ended or sufficient number of applicants	888	549	339	61,7
Vacancies cancelled or could not be filled	0	513	-513	-100,0
4. Started spell of unemployment	2 181	2 577	-396	-15,4
5. Completed spell of unemployment	1 034	1 099	-65	-5,9
6. New jobs found through employment services	30	89	-59	-66,3



Foreigners' summary table

FOREIGNERS' EMPLOYMENT SITUATION AT THE END OF 2025 JUNE (I) AND

DURING JUNE (II)

ELY CENTRE: OSTROBOTHNIA

I EMPLOYMENT SITUATION AT THE END OF MONTH	Jun-25	Jun-24	CHANGE NUMBER	CHANGE %
A. JOBSEEKERS				
1. Unemployed jobseekers	2 114	1 798	316	17,6
of whom fully laid off	65	68	-3	-4,4
2. On reduced working week	29	63	-34	-54,0
3. Those who have work	891	1 065	-174	-16,3
of which in full-time work	553	723	-170	-23,5
of which in part-time work	308	281	27	9,6
of whom employed through employment services	30	61	-31	-50,8
4. Persons outside the labour force	1 090	1 161	-71	-6,1
of whom in services promoting employment	118	200	-82	-41,0
of whom in training	850	831	19	2,3
1-4 Total of jobseekers	4 124	4 087	37	0,9
C. PARTICIPATING IN SERVICES				
1. Employed by the State	0	0	0	0,0
2. Employed by municipalities	...	12
3. Employed by the private sector	67	54	13	24,1
1-3 Total number of employed people	71	66	5	7,6
4. Labour market training	266	445	-179	-40,2
5. Training	0	32	-32	-100,0
6. Engaged in work/training trials	24	111	-87	-78,4
7. As a job alternation substitute	0	7	-7	-100,0
8. Rehabilitative work	41	61	-20	-32,8
9. Self-motivated studies supported by unemployment benefit	234	190	44	23,2
1-9 Total number of people participating in services	636	912	-276	-30,3
D. STRUCTURE OF UNEMPLOYMENT				
1. Unemployed women	1 188	987	201	20,4
2. Unemployed men	922	811	111	13,7
3. Under 25 years old	237	241	-4	-1,7
4. Over 50 years old	400	359	41	11,4
5. Unemployed over a year	414	248	166	66,9
E. UNEMPLOYMENT SECURITY				
1. Unemployed members of employees' unemployment funds	229	241	-12	-5,0
II EMPLOYMENT SITUATION DURING THE MONTH				
1. Unemployed jobseekers	2 245	2 019	226	11,2
2. Other jobseekers	1 952	2 158	-206	-9,5
1-2 Total number of jobseekers	4 197	4 177	20	0,5
4. Started spell of unemployment	369	689	-320	-46,4
5. Completed spell of unemployment	140	234	-94	-40,2
6. New jobs found through employment services	7	15	-8	-53,3
7. New entrants to labour market training	13	7	6	85,7



Regional table

UNEMPLOYED JOBSEEKERS AND JOBS VACANT BY MUNICIPALITY AT THE END OF 2025 JUNE

ELY CENTRE: OSTROBOTHNIA

Municipality	Workforce Unemployed jobseekers								Disabled and chron. ill	Jobs vacant	
	% of workforce	Total	Men	Women	Under 20	Under 25	Over 50	Unemployed			
					years old	years old	years old	over a year			
Halsua	410	10,2	42	27	15	0	6	15	19	7	0
Kannus	2 328	9,1	213	108	105	14	34	74	65	22	21
Kaskinen	458	12,9	59	31	28	20	17	7	11
Kaustinen	1 896	7,5	142	59	83	10	21	52	42	30	18
Kokkola	22 378	10,5	2 350	1 210	1 138	117	393	668	738	271	387
Korsnäs	930	5,5	51	25	26	...	6	19	16	8	...
Kristiinankaupunki	2 575	6,1	158	82	75	...	8	65	49	25	15
Kruunupyy	2 984	5,9	175	95	80	8	18	70	53	15	30
Laihia	3 545	6,9	243	114	129	12	31	116	76	74	12
Lestijärvi	257	7,0	18	8	10	7	5	6	0
Luoto	2 632	3,5	92	45	47	6	17	33	18	10	6
Maalahti	2 552	3,7	94	50	44	...	6	31	24	8	5
Mustasaari	9 734	4,7	455	205	250	15	41	163	127	55	19
Närpiö	4 491	3,9	177	87	90	5	17	52	32	23	16
Pedersören kunta	5 373	5,2	282	148	134	15	36	99	64	32	7
Perho	963	10,7	103	49	54	8	19	32	23	11	14
Pietarsaari	8 984	10,8	969	484	484	28	147	300	250	82	113
Toholampi	1 146	10,1	116	60	56	...	11	47	38	20	10
Uusikaarlepyy	3 411	5,9	201	99	102	9	21	68	50	16	...
Vaasa	34 181	9,9	3 400	1 832	1 568	89	397	1 044	1 083	378	395
Veteli	1 264	7,7	97	45	52	5	17	38	28	12	...
Vöyri	2 853	6,4	183	90	93	5	18	71	63	21	5
Total	115 345	8,3	9 620	4 953	4 663	359	1 273	3 084	2 880	1 133	1 091



Information about the website

On this website you will find the latest statistics from ELY Centre for Ostrobothnia's monthly Employment Bulletin. You can access a .pdf version of the current and previous months' Employment Bulletin by following the link on the right.

The Employment Bulletin is based on the data from the KEHA Centre's Employment Service Statistics. The Ministry of Economic Affairs and Employment compiles statistics on the clients of the Employment authorities, including registered job-seekers, labour market policy services, and job vacancies. The data is collected from the customer service registries used by the Employment authorities. This means that the data used by MEAE Employment Service Statistics is completely registry-based.

The statistical data covers all persons, services, and open vacancies in the aforementioned groups, as separately defined in the registry by the classifications and variables for the statistical period in question.

Owing to seasonal variations, the Employment Bulletin always includes a comparison with the corresponding month in the previous year. The descriptors used in the Bulletin are also available in a table format. The Employment Bulletins are published at the end of the subsequent calendar month. The official date of publication is announced in advance.

The following symbols have been used:

. Category not applicable

... Data subject to secrecy

Links:

- Employment Service Statistics online:

<https://tyomarkkinatori.fi/en/employment-and-statistics/statistics-and-reports/employment-service-statistics>

- Employment Service Statistics' Release dates, Description and Quality Description:

<https://tyomarkkinatori.fi/en/employment-and-statistics/evaluation-and-research/employment-bulletin/publication-dates-in-2025>

- Employment Service Statistics' statistical database (In Finnish):

<https://www.tyonvalitystilasto.fi>

- You can access key information from Employment Service Statistics by visiting the Statistics Finland's StatFin database:

<https://statfin.stat.fi/PxWeb/pxweb/en/StatFin/>

- Comparison between the statistics of Statistics Finland and Employment Service Statistics:

<https://media.graphassets.com/ibCSU7MzQ5S7MeTqISid?dl=true>

- Comparison between the Job Vacancy Survey of Statistics Finland and Employment Service Statistics:

<https://media.graphcms.com/gipDIzmxSOeUqMECNgGS?dl=true>

Instructions for referencing:

Official Statistics of Finland (OSF): KEHA Centre / Employment Service Statistics. 201Y:MM, Ostrobothnia's Employment Bulletin, MONTH 201Y. Vaasa: Centre for Economic Development, Transport and the Environment (date of reference). Available at:
<http://www.tyollisykskatsaus.fi/pohjanmaa.aspx>



Contact information

Center for Economic Development, Transport and the Environment for
Ostrobothnia

Hanna Auronen, Head of Unit, Employment and Competence

+358 295 028 539 hanna.auronen(at)ely-keskus.fi

Mika Palosaari, Director General of ELY Centre for
Ostrobothnia

+358 295 027 110 mika.palosaari(at)ely-keskus.fi

Meeri Koski, Coordinator (compiled by)

+358 295 028 686 meeri.koski(at)ely-keskus.fi

<http://www.temtyollisyyskatsaus.fi/pohjanmaa.aspx>

