



Centre for Economic Development,  
Transport and the Environment

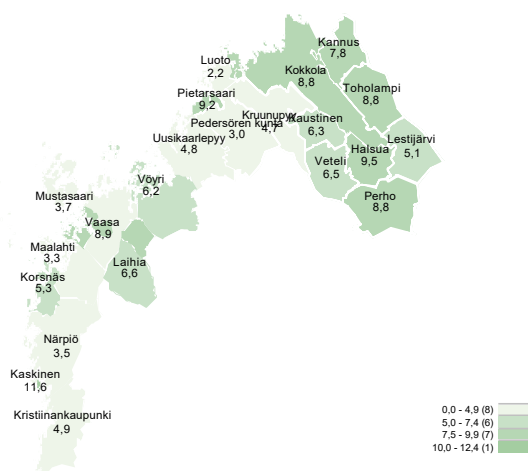
THE AREA OF ELY CENTRE FOR OSTROBOTHNIA

# Employment Bulletin

May 2025

The unemployment is increasing and the number of open vacancies decreasing in the area of ELY Centre for Ostrobothnia

### Unemployed jobseekers' percentage of the workforce by municipality



A total of 8 249 unemployed jobseekers were registered in the area of ELY Centre for Ostrobothnia at the end of May. This is 1 099 more than the previous year. In May the amount of unemployed people was 79 less than the previous month.

The share of the unemployed jobseekers out of the labour force in the area of ELY Centre for Ostrobothnia is the lowest (7,2 %) in the Mainland Finland. In the whole country the respective share out of the labour force is 11,3 %. Compared with April the unemployment rate remained unchanged in ELY Centre for Ostrobothnia and decreased by 0,2 per cent in the rest of the country. The figures are from the Employment Service Statistics of the KEHA Centre.

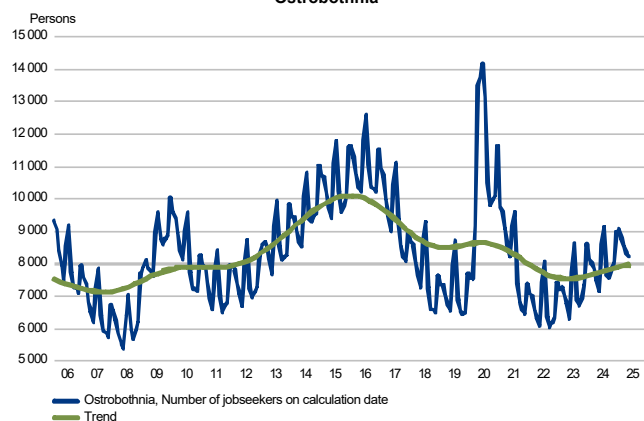
Trends:

- The amount of unemployed was at the end of May 8 249 and 1 099 more (+ 15,4 %) than the previous year.
- The amount of fulltime laid-off was 545 i.e. 79 less (- 12,7 %) than the previous year.
- Also, the amount of young unemployed people increased compared with the situation the year before. The amount of unemployed people under 25 years was 127 more (+ 14,8 %) than the previous year.
- The amount of long-term unemployed increased by 539 persons (+ 25,2 %) compared with the year before.
- The number of new open vacancies in May was 594 less (- 42,3 %) than the previous year.
- The number of people in employment-promoting services decreased compared with the year before. At the end of May the amount of participants in services was in total 3 661.

## Unemployed jobseekers

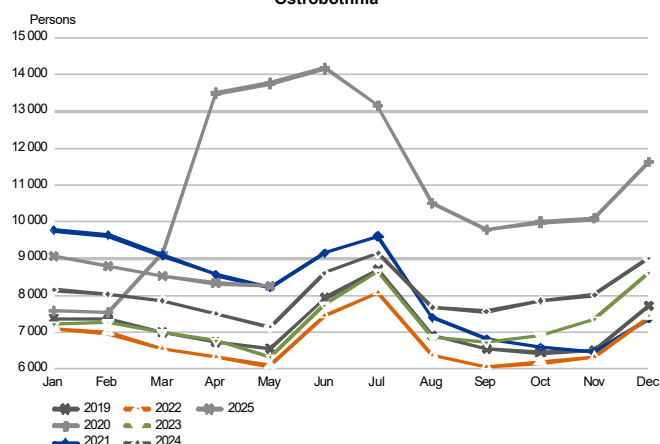
UNEMPLOYED JOBSEEKERS MONTHLY AND TREND

Ostrobothnia

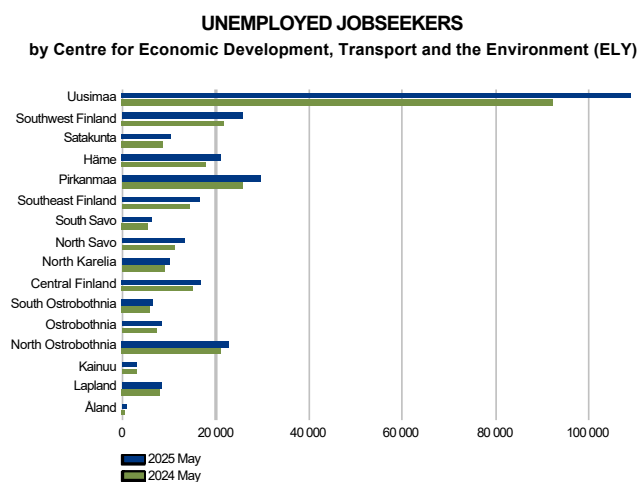


UNEMPLOYED JOBSEEKERS, MONTH BY MONTH COMPARISON

Ostrobothnia



## Unemployed jobseekers by sub-regional unit



### Unemployed jobseekers and jobs vacant by sub-regional unit

Sub-regional unit	Change			Of the Unemployed				Change			
	May 2025	Apr 2025	May 2024	May 2025	May 2024	unemployed jobseekers fully laid off	jobseekers' percentage of the workforce	May 2025	Apr 2025	May 2024	May 2025
Sub-regional unit	Unemployed jobseekers			%		%		Jobs vacant		%	
Vaasa	3 961	3 870	3 327	634	19	313	7,4	325	485	668	-343 -51
Suupohjan rannikkoseutu	337	384	312	25	8	21	4,5	27	52	64	-37 -58
Pietarsaari	1 352	1 335	1 205	147	12	64	5,8	135	159	163	-28 -17
Kaustinen	439	478	383	56	15	48	7,4	37	67	54	-17 -31
Kokkola	2 160	2 261	1 923	237	12	99	8,7	298	457	380	-82 -22
Ostrobothnia	8 249	8 328	7 150	1 099	15	545	7,2	822	1 220	1 329	-507 -38





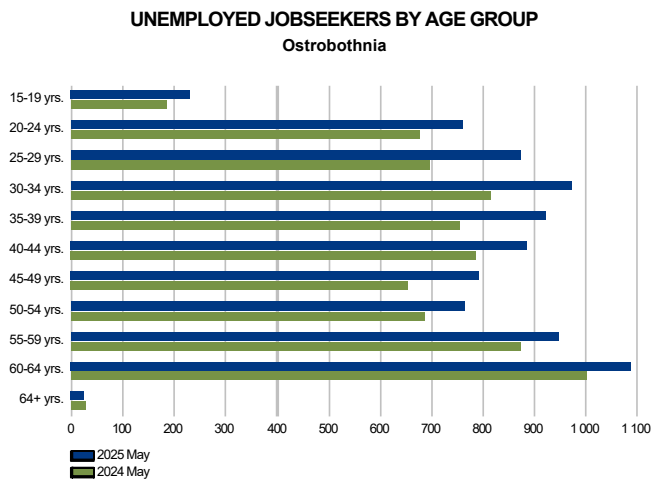
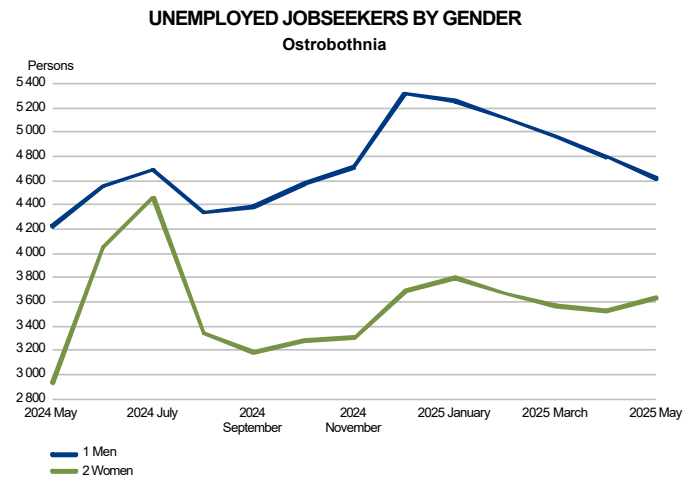
## Unemployed jobseekers by municipality

### Unemployed jobseekers and jobs vacant by municipality

Municipality	May 2025	Apr 2025	May 2024	Change		Of the Unemployed		May 2025	Apr 2025	May 2024	Change	
				May 2025	May 2024	unemployed jobseekers' fully laid off	percentage of the workforce				May 2025	May 2024
	Unemployed jobseekers			%			%	Jobs vacant			%	
Halsua	39	36	43	-4	-9	7	9,5	0	...	0	0	0
Kannus	181	190	175	6	3	15	7,8	16	91	14	2	14
Kaskinen	53	50	40	13	33	...	11,6	11	11	9	2	22
Kaustinen	119	131	121	-2	-2	11	6,3	21	41	22	-1	-5
Kokkola	1 979	2 071	1 748	231	13	84	8,8	282	366	366	-84	-23
Korsnäs	49	63	46	3	7	...	5,3	...	5	...	...	...
Kristiinankaupunki	126	158	149	-23	-15	9	4,9	10	15	42	-32	-76
Kruunupyy	141	141	125	16	13	5	4,7	28	12	27	1	4
Laihia	233	253	187	46	25	35	6,6	7	10	11	-4	-36
Lestijärvi	13	15	11	2	18	...	5,1	0	0	...	...	...
Luoto	59	55	59	0	0	...	2,2	6	6	8	-2	-25
Maalahti	85	93	98	-13	-13	11	3,3	5	...	5	0	0
Mustasaari	360	359	345	15	4	45	3,7	20	28	34	-14	-41
Närpiö	158	176	123	35	28	8	3,5	6	26	13	-7	-54
Pedersören kunta	162	160	131	31	24	14	3,0	...	10	9	...	...
Perho	85	104	65	20	31	17	8,8	7	...	9	-2	-22
Pietarsaari	825	816	726	99	14	28	9,2	95	128	95	0	0
Toholampi	101	104	72	29	40	...	8,8	8	17	8	0	0
Uusikaarlepyy	165	163	164	1	1	13	4,8	...	...	24	...	...
Vaasa	3 058	2 936	2 512	546	22	212	8,9	291	433	597	-306	-51
Veteli	82	88	71	11	15	7	6,5	...	...	11	...	...
Vöyri	176	166	139	37	27	7	6,2	...	7	20	...	...
Ostrobothnia	8 249	8 328	7 150	1 099	15	545	7,2	822	1 220	1 329	-507	-38



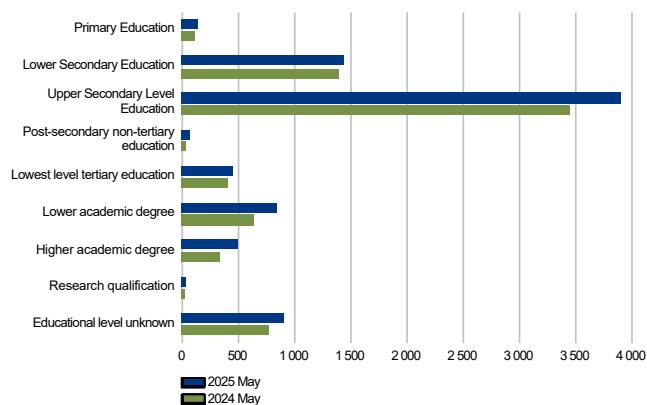
Unemployed jobseekers by gender and age-group



## Unemployed jobseekers by levels of education and occupational group

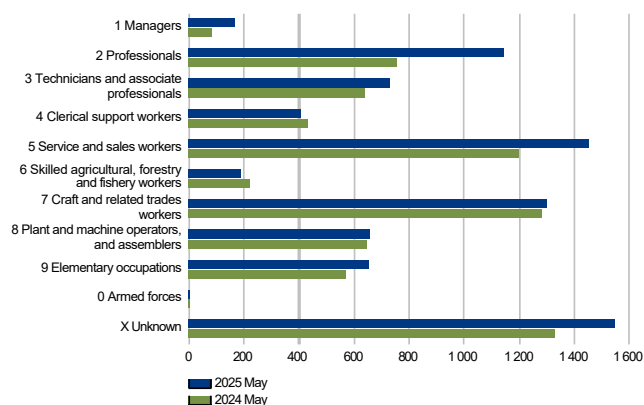
### UNEMPLOYED JOBSEEKERS BY LEVEL OF EDUCATION

Ostrobothnia



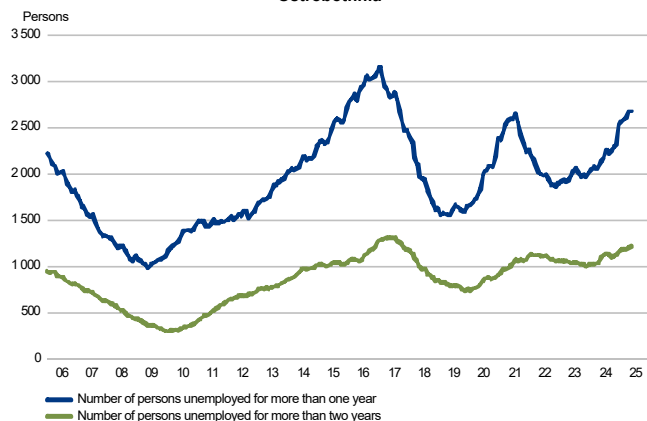
### UNEMPLOYED JOBSEEKERS BY OCCUPATIONAL GROUP

Ostrobothnia

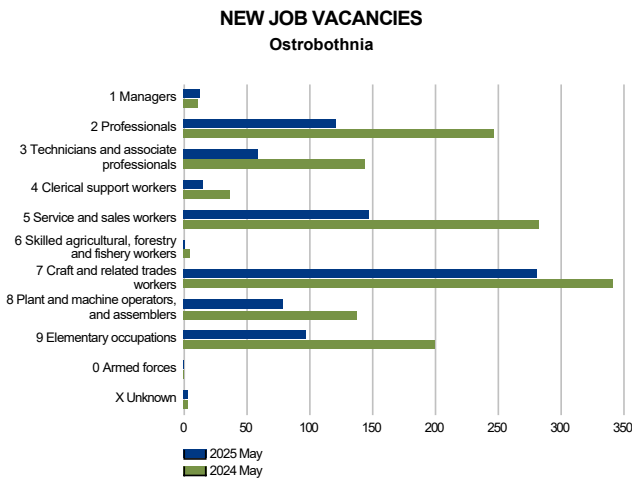


### LONG-TERM UNEMPLOYED AT THE END OF THE MONTH

Ostrobothnia



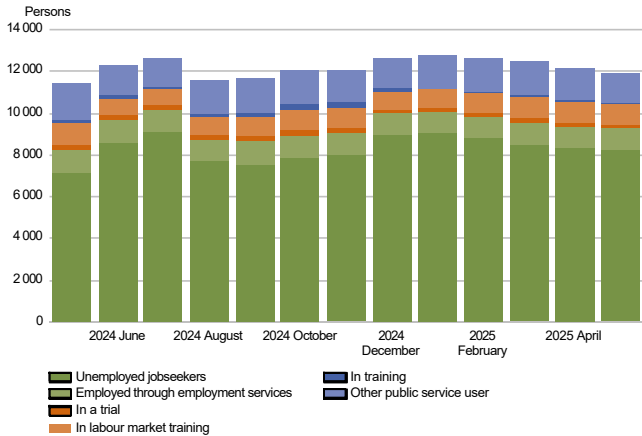
Jobs vacant



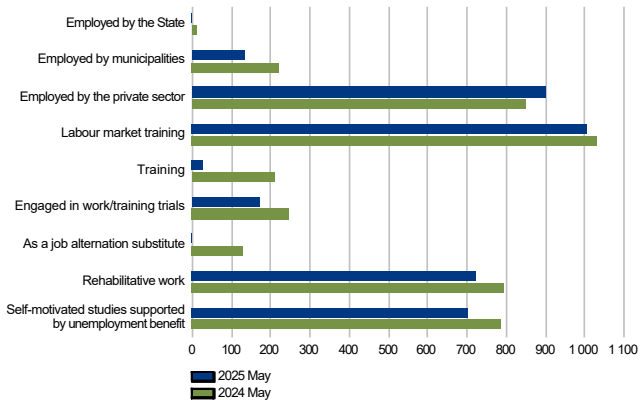


Services

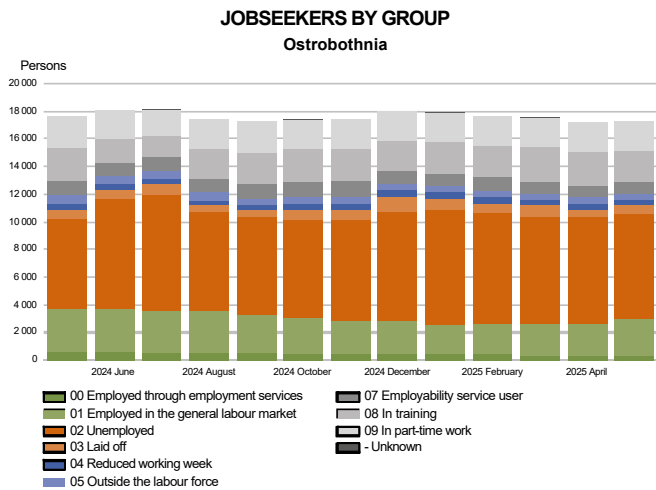
BROAD UNEMPLOYMENT  
Ostrobothnia



PEOPLE COVERED BY SERVICES  
Ostrobothnia



All jobseekers



## Summary table

EMPLOYMENT SITUATION AT THE END OF 2025 MAY (I) AND

DURING MAY (II)

ELY CENTRE: OSTROBOTHNIA

I EMPLOYMENT SITUATION AT THE END OF MONTH	May-25	May-24	CHANGE NUMBER	CHANGE %
<b>A. JOBSEEKERS</b>				
1. Unemployed jobseekers	8 249	7 150	1 099	15,4
of whom fully laid off	545	624	-79	-12,7
2. On reduced working week	355	501	-146	-29,1
3. Those who have work	5 165	5 983	-818	-13,7
of which in full-time work	2 601	3 165	-564	-17,8
of which in part-time work	2 227	2 248	-21	-0,9
of whom employed through employment services	337	570	-233	-40,9
4. Persons outside the labour force	3 564	4 007	-443	-11,1
of whom in services promoting employment	901	1 078	-177	-16,4
of whom in training	2 167	2 371	-204	-8,6
1-4 Total of jobseekers	17 333	17 641	-308	-1,7
<b>B. LABOUR DEMAND</b>				
1. Jobs vacant	822	1 329	-507	-38,1
of those notified for over a month	311	515	-204	-39,6
of those notified for over 2 months	129	279	-150	-53,8
<b>C. PARTICIPATING IN SERVICES</b>				
1. Employed by the State	0	10	-10	-100,0
2. Employed by municipalities	133	220	-87	-39,5
3. Employed by the private sector	897	848	49	5,8
1-3 Total number of employed people	1 030	1 078	-48	-4,5
4. Labour market training	1 006	1 028	-22	-2,1
5. Training	29	208	-179	-86,1
6. Engaged in work/training trials	172	246	-74	-30,1
7. As a job alternation substitute	0	129	-129	-100,0
8. Rehabilitative work	721	794	-73	-9,2
9. Self-motivated studies supported by unemployment benefit	703	785	-82	-10,4
1-9 Total number of people participating in services	3 661	4 268	-607	-14,2
<b>D. STRUCTURE OF UNEMPLOYMENT</b>				
1. Unemployed women	3 630	2 929	701	23,9
2. Unemployed men	4 615	4 221	394	9,3
3. Under 25 years old	988	861	127	14,8
4. Over 50 years old	2 820	2 586	234	9,0
5. Unemployed over a year	2 682	2 143	539	25,2
6. Foreign unemployed	1 774	1 385	389	28,1
<b>E. UNEMPLOYMENT SECURITY</b>				
1. Unemployed members of employees' unemployment funds	2 508	2 460	48	2,0
<b>II EMPLOYMENT SITUATION DURING THE MONTH</b>				
1. Unemployed jobseekers	9 522	8 344	1 178	14,1
2. Other jobseekers	8 616	10 169	-1 553	-15,3
1-2 Total number of jobseekers	18 138	18 513	-375	-2,0
3. Vacancies during a month	1 881	3 007	-1 126	-37,4
New vacancies during a month	811	1 405	-594	-42,3
Vacancies filled during a month	88	327	-239	-73,1
of those filled with job-seekers	11	88	-77	-87,5
Vacancies application period ended or sufficient number of applicants	188	810	-622	-76,8
Vacancies cancelled or could not be filled	725	630	95	15,1
4. Started spell of unemployment	1 496	1 127	369	32,7
5. Completed spell of unemployment	1 071	1 364	-293	-21,5
6. New jobs found through employment services	36	112	-76	-67,9



## Foreigners' summary table

FOREIGNERS' EMPLOYMENT SITUATION AT THE END OF 2025 MAY (I) AND

DURING MAY (II)

ELY CENTRE: OSTROBOTHNIA

I EMPLOYMENT SITUATION AT THE END OF MONTH	May-25	May-24	CHANGE NUMBER	CHANGE %
<b>A. JOBSEEKERS</b>				
1. Unemployed jobseekers	1774	1385	389	28,1
of whom fully laid off	58	78	-20	-25,6
2. On reduced working week	32	68	-36	-52,9
3. Those who have work	846	999	-153	-15,3
of which in full-time work	516	670	-154	-23,0
of which in part-time work	297	274	23	8,4
of whom employed through employment services	33	55	-22	-40,0
4. Persons outside the labour force	1445	1598	-153	-9,6
of whom in services promoting employment	120	183	-63	-34,4
of whom in training	1205	1290	-85	-6,6
1-4 Total of jobseekers	4 097	4 050	47	1,2
<b>C. PARTICIPATING IN SERVICES</b>				
1. Employed by the State	0	0	0	0,0
2. Employed by municipalities	9	12	-3	-25,0
3. Employed by the private sector	65	50	15	30,0
1-3 Total number of employed people	74	62	12	19,4
4. Labour market training	528	566	-38	-6,7
5. Training	...	44	...	...
6. Engaged in work/training trials	48	72	-24	-33,3
7. As a job alternation substitute	0	6	-6	-100,0
8. Rehabilitative work	45	66	-21	-31,8
9. Self-motivated studies supported by unemployment benefit	439	463	-24	-5,2
1-9 Total number of people participating in services	1136	1279	-143	-11,2
<b>D. STRUCTURE OF UNEMPLOYMENT</b>				
1. Unemployed women	972	691	281	40,7
2. Unemployed men	798	694	104	15,0
3. Under 25 years old	179	151	28	18,5
4. Over 50 years old	360	303	57	18,8
5. Unemployed over a year	350	230	120	52,2
<b>E. UNEMPLOYMENT SECURITY</b>				
1. Unemployed members of employees' unemployment funds	199	208	-9	-4,3
<b>II EMPLOYMENT SITUATION DURING THE MONTH</b>				
1. Unemployed jobseekers	2 028	1 578	450	28,5
2. Other jobseekers	2 145	2 571	-426	-16,6
1-2 Total number of jobseekers	4 173	4 149	24	0,6
4. Started spell of unemployment	455	259	196	75,7
5. Completed spell of unemployment	157	212	-55	-25,9
6. New jobs found through employment services	...	7	...	...
7. New entrants to labour market training	25	16	9	56,3





## Regional table

UNEMPLOYED JOBSEEKERS AND JOBS VACANT BY MUNICIPALITY AT THE END OF 2025 MAY

ELY CENTRE: OSTROBOTHNIA

Municipality	Workforce Unemployed jobseekers								Disabled and chron. ill	Jobs vacant	
	% of workforce	Total	Men	Women	Under 20	Under 25	Over 50	Unemployed			
					years old	years old	years old	over a year			
Halsua	410	9,5	39	24	...	0	5	13	17	5	0
Kannus	2 328	7,8	181	107	74	12	28	67	62	17	16
Kaskinen	458	11,6	53	29	24	...	...	19	16	7	11
Kaustinen	1 896	6,3	119	56	63	6	15	46	42	28	21
Kokkola	22 378	8,8	1 979	1 119	859	74	302	611	706	250	282
Korsnäs	930	5,3	49	27	22	...	6	21	16	7	...
Kristiinankaupunki	2 575	4,9	126	71	54	...	10	55	50	20	10
Kruunupyy	2 984	4,7	141	81	60	6	14	55	50	13	28
Laihia	3 545	6,6	233	125	108	9	27	108	73	69	7
Lestijärvi	257	5,1	13	11	...	0	...	8	6	5	0
Luoto	2 632	2,2	59	30	29	...	13	23	17	7	6
Maalahti	2 552	3,3	85	47	38	...	6	29	23	11	5
Mustasaari	9 734	3,7	360	188	172	8	27	154	112	45	20
Närpiö	4 491	3,5	158	80	78	...	15	52	27	23	6
Pedersören kunta	5 373	3,0	162	82	80	11	25	69	56	30	...
Perho	963	8,8	85	51	34	7	14	27	20	10	7
Pietarsaari	8 984	9,2	825	422	402	23	110	268	228	76	95
Toholampi	1 146	8,8	101	56	45	...	11	41	33	18	8
Uusikaarlepyy	3 411	4,8	165	88	77	5	15	59	45	12	...
Vaasa	34 181	8,9	3 058	1 785	1 272	45	311	993	1 000	349	291
Veteli	1 264	6,5	82	44	38	...	12	35	26	12	...
Vöyri	2 853	6,2	176	92	84	...	18	67	57	18	...
Total	115 345	7,2	8 249	4 615	3 630	228	988	2 820	2 682	1 032	822



## Information about the website

On this website you will find the latest statistics from ELY Centre for Ostrobothnia's monthly Employment Bulletin. You can access a .pdf version of the current and previous months' Employment Bulletin by following the link on the right.

The Employment Bulletin is based on the data from the KEHA Centre's Employment Service Statistics. The Ministry of Economic Affairs and Employment compiles statistics on the clients of the Employment authorities, including registered job-seekers, labour market policy services, and job vacancies. The data is collected from the customer service registries used by the Employment authorities. This means that the data used by MEAE Employment Service Statistics is completely registry-based.

The statistical data covers all persons, services, and open vacancies in the aforementioned groups, as separately defined in the registry by the classifications and variables for the statistical period in question.

Owing to seasonal variations, the Employment Bulletin always includes a comparison with the corresponding month in the previous year. The descriptors used in the Bulletin are also available in a table format. The Employment Bulletins are published at the end of the subsequent calendar month. The official date of publication is announced in advance.

The following symbols have been used:

. Category not applicable

... Data subject to secrecy

Links:

- Employment Service Statistics online:

<https://tyomarkkinatori.fi/en/employment-and-statistics/statistics-and-reports/employment-service-statistics>

- Employment Service Statistics' Release dates, Description and Quality Description:

<https://tyomarkkinatori.fi/en/employment-and-statistics/evaluation-and-research/employment-bulletin/publication-dates-in-2025>

- Employment Service Statistics' statistical database (In Finnish):

<https://www.tyonvalitystilasto.fi>

- You can access key information from Employment Service Statistics by visiting the Statistics Finland's StatFin database:

<https://statfin.stat.fi/PxWeb/pxweb/en/StatFin/>

- Comparison between the statistics of Statistics Finland and Employment Service Statistics:

<https://media.graphassets.com/ibCSU7MzQ5S7MeTqISid?dl=true>

- Comparison between the Job Vacancy Survey of Statistics Finland and Employment Service Statistics:

<https://media.graphcms.com/gipDIzmxSOeUqMECNgGS?dl=true>

Instructions for referencing:

Official Statistics of Finland (OSF): KEHA Centre / Employment Service Statistics. 201Y:MM, Ostrobothnia's Employment Bulletin, MONTH 201Y. Vaasa: Centre for Economic Development, Transport and the Environment (date of reference). Available at:  
<http://www.tyollisykskatsaus.fi/pohjanmaa.aspx>



## Contact information

Center for Economic Development, Transport and the Environment for  
Ostrobothnia

Hanna Auronen, Head of Unit, Employment and Competence

+358 295 028 539 hanna.auronen(at)ely-keskus.fi

Mika Palosaari, Director General of ELY Centre for  
Ostrobothnia

+358 295 027 110 mika.palosaari(at)ely-keskus.fi

Meeri Koski, Coordinator (compiled by)

+358 295 028 686 meeri.koski(at)ely-keskus.fi

<http://www.temtyollisyyskatsaus.fi/pohjanmaa.aspx>

