



Special transport permit conditions 6/2023

These permit conditions must be kept with the transport.

In effect from 1 June 2023

These conditions include the most important points of the provisions and regulations concerning special transport and the permit conditions set for special transport. A permit-specific special condition must be observed in special transports even when new provisions and regulations are in force. In these permit conditions, references to the Finnish Transport and Communications Agency Traficom's special transport regulation are indicated with the word Traficom and a numerical reference to the section of the regulation, and the Road Traffic Act is abbreviated as RTA and the Vehicles Act is abbreviated as VA. The Pirkanmaa regional environment centre grants all special transport permits in Finland with the exception of Åland.

1 General conditions (Traficom 2.1, 3.1, RTA sections 159, 181, 182, 191, VA sections 146, 147)

A vehicle used for special transport must be approved for traffic in accordance with the provisions of the Vehicles Act. A vehicle is approved for traffic if it meets the requirements set for a vehicle used in traffic. It is prohibited to exceed the mass limits permitted by the special transport permit and approved for traffic or the mass limits set for a coupled vehicle combination. When a trailer that exceeds the dimensions or mass generally permitted on the road is coupled to a towing vehicle, the coupling has to be approved by a coupling inspection.

The special transport permit is only valid on the route(s) indicated in the permit. The general provisions concerning vehicles on the road apply to a transport that is off-route. In roadside inspections, the dimensions and mass numbers of the transport must be in the same transport permit.

The special transport permit or a copy thereof, including its appendices, and up-to-date valid permit conditions must be kept with the transport and, if required, presented immediately to a traffic controller. A transport permit and the permit conditions are also valid in electronic format, provided that the electronic version can be read at a controller's inspection point. The route description is not considered a copy of the permit if the permit or a copy thereof and its appendices are not presented to the controller. In addition to the police, traffic controllers include customs and border authorities.

A special transport permit can be cancelled temporarily or permanently if the permit holder does not follow special transport provisions or regulations or the conditions set in the special transport permit, or if the permit conditions are no longer valid.

2 Other permits

2.1 Municipalities and private roads

As a rule, a special transport permit includes consent to the use of streets and private roads, but the permit authority may require the permit holder to obtain information from the party responsible for road maintenance that a street or private road mentioned in the permit can be used. The permit holder cannot independently supplement the special transport permit to include streets or private roads of their choice; a special transport permit must be applied for from the permit authority.

1.6.2023

3 Constraints on transport

3.1 Road structures

If the transport requires any modifications of road structures or roadside equipment, permission must be obtained from the party responsible for the maintenance of the road before the transport. Such modifications include, for example, lifting portals, detaching electrified traffic control devices and lampposts, removing railings, making changes to intersections, constructing ramps to cross traffic islands, and strengthening the road structure. The Pirkanmaa regional environment centre grants permits for road work on highways. Permits for road work on street networks and private roads must be obtained from the party responsible for the maintenance of the road. Any work and alteration permits must be applied for well in advance of the time of transport.

Traffic signs and traffic control installations that are not electric can be temporarily removed without the permission of the party responsible for road maintenance, provided that the work does not require the use of machinery and the signs and installations are immediately returned to their place upright and facing the right direction.

Lifting portals requires following the portal work guidelines. A special transport permit and the portal work guidelines do not justify lifting or detaching a portal.

In the case of retractable bollards, the bollards must be removed and reinstalled if there is a risk of the transport damaging a bollard. A retractable bollard may be removed up to 2 hours before the transport, and it must be reinstalled no later than 2 hours after the transport. If a bollard is damaged during transport, the permit holder is responsible for notifying the Road User's Phone Service at 0200 2100 and for compensating the costs of breaking the bollard.

3.2 Railway level crossings

At railway level crossings, special transports must comply with the Finnish Transport Infrastructure Agency's guideline on special transports at level crossings (VÄYLÄ/1484/06.04.01/2021).

3.3 Tram lines

When a transport over 4.8 m tall crosses the tramway in Helsinki (excluding the new Raide-Jokeri express track), Metropolitan Area Transport Ltd (previously HKL) must be contacted at least two working days before the transport.

When crossing the Raide-Jokeri express track in Helsinki and Espoo, transports over 5.5 metres tall (over 5.1 metres tall in the Hevosenkenä junction areas in Leppävaara, Espoo) Metropolitan Area Transport Ltd must be contacted for instructions. For more information and contact information, see <https://kaupunkiliikenne.fi/kaupunkiraidehankkeet-ja-kunnossapito/urakoitsijalle/tyot-raiotieradan-laheisyydessa/>.

When a transport over 5.0 metres tall crosses the tramway in Tampere, Tampereen Raitiotie Oy must be contacted at least seven days before the transport.

1.6.2023

3.4 Power lines and telephone cables

Before transport, the special transport permit holder must investigate the heights of power lines and telephone cables and, if necessary, agree with the owners of the lines and cables on the measures required for the transport.

3.5 Road works

The special transport permit holder must investigate any road works in progress on the route and take into account their impacts on the transport.

3.6 Weight limits

The weight limits indicated by traffic signs must be complied with if the special transport permit does not grant specific exceptions. The route indicated in the special transport permit is not a specific exception of this kind.

3.7 Vehicle position on the road

Special transports should avoid using road edges. On motorways, semi-motorways, wide lane sections and in places with at least two adjacent parallel lanes, using the road edges is not allowed at bridges unless otherwise specified in the permit.

4 Liability for costs and damages (RTA sections 158, 184, 191)

Special transports must take special care and account for road and weather conditions so that the hazards and inconvenience caused by the transport are adequately prevented. If necessary, the supervisory authority, the party responsible for road maintenance and the permit authority can restrict the movement of a transport on a road.

Normal road maintenance measures are the responsibility of the party responsible for maintaining the road. Gritting, ploughing or similar measures to be carried out upon request of a special transport operation are subject to a fee for the special transport permit holder and must be requested well in advance.

Lifting, removing and re-installing portals and control devices are done at the expense of the special transport permit holder.

Before transportation, the availability of a special transport permit for the transport in question must be ensured. For example, road repairs and the construction of underpasses may restrict or prevent a transport entirely. A special transport permit is not an assurance that unobstructed transport is possible; it is a permit to use the road network in a manner that would otherwise be prohibited.

The holder of a special transport permit or the party doing the transport is liable for damage caused by the special transport to the road, green areas and their and structures, traffic control equipment, road markings, snow stakes and other road equipment and structures, such as bridges. Provisions on liability for damages are contained in the Tort Liability Act (412/1974).

The permit holder must immediately notify the Road User's Phone Service at 0200-2100 if a special transport damages road equipment and structures or if a removed traffic control device cannot be re-installed.

1.6.2023

5 Loading (Traficom 4, RTA section 158)

When loading an indivisible object, the primary aim must be to reduce the width of the transport and, secondarily, the height.

Multiple indivisible objects may only be loaded onto a vehicle or a vehicle combination if the indivisible objects exceed the generally permitted height, width or length on the road even when loaded as singles. The dimensions generally permitted on the road may not be exceeded by placing objects on top of each other, side by side or after one another. Generally permissible mass limits may not be exceeded by a load with several indivisible objects.

Other items may be loaded with an indivisible object provided that the load consisting of the other items does not exceed the generally permitted height and width on the road. The other load must be loaded in such a way that it does not exceed the overall length of cargo space generally permitted on the road for an equivalent vehicle or vehicle combination. Loads such as these may not exceed the generally permitted mass limits on the road.

6 Warning measures and related equipment (Traficom 5, 6, 7, RTA sections 66, 67)

6.1 Warning measures

The minimum requirement for traffic control and warning vehicles is determined by the dimensions of the transport. When using two or more warning vehicles, one warning vehicle must be behind the transport and the others in front of the transport. On motorways and other roads where there is no oncoming traffic, the warning vehicle(s) are placed behind the transport. If necessary, a special transport permit may require the use of warning measures that are above the minimum.

Minimum number of warning vehicles or EKL vehicles in special transport						
Height over 5.00 m, warning vehicle or EKL vehicle must be used in front of transport						
Length (m)	Width (m)					
	max 3.00	over 3.00	over 3.50	over 4.00	over 5.00	**) over 7.00
max 30.00			1	2	3	4
over 30.00	*)	1	1	2	3	4
over 35.00	1	2	2	3	3	4
over 40.00	2	2	3	3	3	4
over 45.00	2	3	3	3	3	4
over 50.00	3	3	3	3	3	4

*) A warning vehicle must be used if the width of the transport exceeds 2.60 metres and the length exceeds 30.00 metres and the vehicle combination does not meet the manoeuvrability requirement laid down in section 132 of the Road Traffic Act when unladen.

**) For special transport over 7 m wide, at least four warning vehicles must be used, one or more of which may be a police car with warning equipment.

An EKL vehicle must be used as a warning vehicle if the transport width exceeds 4.00 metres, the length exceeds 40.00 metres or the height exceeds 5.00 metres. If the

These permit conditions must be kept with the transport.

1.6.2023

height of a transport is up to 5.50 metres and the transport does not exceed other dimensions generally permitted on the road, a vehicle other than an EKL vehicle may be used as a warning vehicle.

In addition, a warning vehicle must be used

- when the transport uses the oncoming lane or when the vehicle is primarily in the lane of oncoming traffic
- when driving over the centre line of the roadway, excluding
 - a) intersections
 - b) when driving into a curve where the vehicle partly crosses the centre line of the road when turning
 - c) roadways or parts of roadways that are less than 5.70 metres wide
 - d) exceptional arrangements for roadwork or an accident
- when driving contrary to traffic signs
- Traficom's manoeuvrability requirement of the vehicle or vehicle combination is not met
- the maximum permitted speed for the transport is under 40 km/h
- the longitudinal distance from the rearmost axle of the vehicle or vehicle combination to the rearmost point of the vehicle or load exceeds 6.0 metres. However, if the transport meets Traficom's manoeuvrability requirement, a warning vehicle is not required due to rear overhang.

6.2 Warning vehicle

A warning vehicle may be a passenger car, van or truck with a maximum mass of 7.5 tonnes without a trailer.

The requirements for a warning vehicle are specified in chapter 6 of the special transport regulation.

6.3 EKL vehicle

An EKL vehicle must meet the requirements for a warning vehicle and be at least 1.7 metres high. The main colour of an EKL vehicle must be signal yellow, golden, traffic yellow or similar. The vehicle's register data must include a mention on approval as an EKL vehicle.

The requirements for an EKL vehicle are specified in chapter 6 of the special transport regulation.

6.4 Warning signs

Warning signs are used on warning vehicles. Warning signs are used so that the primary warning concerns the width of the transport, the secondary warning concerns its length and the third concerns the height of the transport.



LEVEÄ
BRED

It has to read "LEVEÄ" (wide), "PITKÄ" (long) or "KORKEA" (high) on the upper half of the warning sign. On the lower half of the sign, it can read "KULJETUS" (transport), "BRED", "HÖG", "LÅNG", "WIDE", "HIGH" or "LONG" or feature an illustrative symbol or other information related to the transport.


These permit conditions must be kept with the transport.

1.6.2023

A warning sign approved before 1 June 2020 may still be used or changed to comply with Traficom's special transport regulation without changing the dimensions of the warning sign. New warning signs must meet the requirements of Traficom's special transport regulation.

6.5 Warning lights

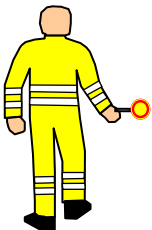
Warning lights must be used when a transport does not follow the rules of the road or if warning other traffic is necessary in order to avoid apparent danger. When the transport is following the rules of the road, warning lights should not be used only for over-high loads or the towing vehicle of an over-long load or the warning vehicles used in the front. Warning lights must be used for the entire duration of the transport in the warning vehicles or EKL vehicles at the back.



Free height measuring device

The measurement is mainly used when the transport height exceeds 5 metres. In repeated transports on the same route, measurement is not necessary if the usability of the route for the transport has been ensured by other means without damaging road equipment.

6.7 Traffic controller



Only persons authorised to control traffic for special transports may act as traffic controllers for special transport. The EKL right is proven with an EKL card. The traffic controller must hold category B driving rights. The driver of the special transport vehicle may not act as the traffic controller.

An EKL controller must always be used when a transport requires stopping traffic, if an EKL vehicle or a warning vehicle is required or if the transport is part of a consecutive group of special transports.


6.8 Communication tools

The drivers of warning vehicles or EKL vehicles and special transport vehicles must have a radio or telephone connection and a shared language for communication.

6.9 Traffic controller's outfit

The traffic controller's outfit must be visible. The warning clothing must meet the requirements of SFS-EN 471 / SFS-EN ISO 20471 class 3 or higher.

6.10 Stopping traffic



To stop other traffic, a miniature "closed to all vehicles" sign (Ø 200 or Ø 400 mm) must be used. When it is dark or when visibility is otherwise limited, an equivalent lit up sign must be used (Ø 200 or Ø 400 mm).

6.11 Senior traffic controller

Where several traffic controllers are involved, one of them must act as senior traffic controller. The location of traffic controllers is determined by the senior traffic controller or the police.

1.6.2023

6.12 Police as traffic controllers for special transport

An EKL vehicle or a warning vehicle can be replaced by a police vehicle equipped with warning equipment. Traffic control at the discretion of the police is stipulated by a special condition.

If the transport will be between 6:00 and 21:00 on a semi-motorway, motorway or other public road with four or more lanes and does not follow the rules of the road, the permit holder must contact the police at the latest when the transport leaves the place of departure to arrange the necessary traffic control.

7 Groups of special transports (Traficom 7.5.)

Special transports may be arranged as groups of up to four special transports. If there are several special transport groups in traffic, they must be driven 5 minutes apart at minimum.

In a group, the minimum amount of EKL vehicles or warning vehicles is:

- a) as many as is necessary for the largest transport of the group when transporting alone;
- b) one in front of the group and one behind the group; however, in the case of a group of two or three transports, one if the widths and lengths of all the transports are within what is generally permitted on the road;
- c) in a group of four transports, one after two transports if at least one of the transports exceeds the width or length that is generally permitted on the road;
- d) one in front of and behind each transport over 6.00 metres wide or over 40.00 metres long.

When crossing bridges, the transports in a special transport group have to cross one at a time. The following transports may cross a bridge one at a time only when the previous one has crossed the bridge.

8 Speed (Traficom 3.2, 8)

The speed of a special transport may not exceed 60 km/h if the transport or part of the transport is in the oncoming lane or a part of the oncoming lane. The speed of excess mass transports is limited by the mass placed on the tyres and axle of the vehicle in accordance with Traficom's regulation. However, the transport may not exceed the speed generally permitted for a transport vehicle on the road, the speed entered for the vehicle in the register or the speed indicated by a traffic sign.

9 Time and road condition restrictions for transport

Transports over 4 metres wide, over 34.5 metres long or over 5 metres tall are prohibited:

- Monday through Friday, from 6:00 to 9:00 and from 15:00 to 17:00. The restriction stands on highway 25 and main road 55 as well as on state-owned highways, main roads and regional roads encompassing them and also on the ring and bypass roads in Turku, Tampere, Lahti, Joensuu, Jyväskylä, Kuopio and Oulu.
- These restricted hours also apply to the street and road networks of municipalities included in the special transport permit for the above-mentioned municipalities

1.6.2023

- In the above-mentioned restricted hours and areas in the summer (from 1 May to 31 August) on Fridays and Sundays from 15:00 to 20:00.
- On motorways, the restricted hours apply to all transports with a maximum permitted speed of 60 km/h or less.
- In the vicinity of major public events (e.g. World Rally Championship, Conservative Laestadians' Summer services, housing fairs, the Finnhorse Trotting Championship, festivals with more than 50,000 visitors) during each event.
- In addition to the above, on the eve of Midsummer, Christmas and Good Friday or on the last day of consecutive holidays between 15:00 and 20:00. The restriction applies throughout the country on highways and main roads.
- In areas with a warning of very poor driving conditions (<https://liikennetilanne.fintraffic.fi/kartta/>).

The restricted hours do not apply to unladen vehicle combinations on state-owned roads or on municipal street and road networks.

The police may, for a justified reason, grant a permit to deviate from the restricted hours and specify when a transport may be undertaken.

10 Markings on a special transport (Traficom 5, 11)

A load is marked in accordance with Traficom's special transport regulation if

- a) the load exceeds the width of vehicles generally permitted on the road on one or both sides by more than 0,10 metres;
- b) the load exceeds the width of the vehicle on one or both sides by more than 0,10 metres;
- c) the load exceeds the length of the vehicle by more than 1,00 metres in front of the vehicle or 2,00 metres at the back of the vehicle.

The identification lights and plates facing forward must be visible to the front. The identification lights and plates facing backwards must be visible to the back. Identification lights and plates do not need to be placed higher than 4.40 metres.

A vehicle combination that has been marked in accordance with Traficom's special transport regulation does not need to be marked in accordance with section 131a of the Road Traffic Act.

10.1 General markings of lights and reflectors

A motor vehicle exceeding the width or length generally permitted on the road or a towing vehicle for a special transport must have at least two flashing amber warning lights or a light panel with at least two flashing amber light sources. A minimum of one warning light is enough if the towing vehicle is a tractor with a maximum permitted speed

1.6.2023

of 60 km/h or less. The flashing warning light has to conform to the original version of UNECE Regulation No 65 or subsequent series of amendments.

The flashing warning lights must be placed so that at least one light is visible in all directions, even when the vehicle is carrying a load. If the structure or load of the vehicle prevents the flashing warning light on the towing vehicle from being visible to the back, the rear of the transport has to have a flashing warning light visible to the back. However, there does not need to be a flashing warning light visible at the rear of a special transport if a warning vehicle or an EKL vehicle is used behind it.

The identification light has to shine a continuous light and be brighter than the rear lights of the vehicle but not brighter than the brake light of the vehicle. The illuminating area of the light has to be at least 40 cm². The colour of the light visible from the front has to be amber and the colour visible from the rear has to be red.

The identification plate or the combination of the identification plate and light has to be a square or rectangular shape. The sides of a square identification plate have to be at least 400 mm. The sides of a rectangular identification plate have to be at least 140 mm. The surface area of an individual identification plate has to be at least 0.15 m² and the surface area of the stripes of a combination of identification plate and light has to be at least 0.15 m². The identification plate has to have alternating colours of red and white or red and yellow. The stripes have to be at an angle of 45±15 degrees and be between 70 and 100 mm wide. When facing forward, the plate may not reflect a red colour. The stripes do not need to be reflective.

The side marker lights have to meet the requirements set for vehicle side marker lights.

The illumination and colour of the side marker light strip has to comply with the requirements set for side marker lights.

The reflective side tape has to be white or yellow and its reflectiveness has to meet the requirements set for class C in the original version of UNECE Regulation No 104 or subsequent series of amendments or the requirements set for class C in the original version of UNECE Regulation No 150 or subsequent series of amendments.

10.2 Wide transport markings

When unladen, a vehicle wider than generally permitted on the road has to be marked with identification lights and plates as specified below. The requirement does not apply to EC type-approved vehicles whose load does not exceed the generally permitted width on the road. Identification lights are not required in a motor vehicle that is not intended for carrying load and whose width does not exceed 3.00 metres if the front, rear and direction-indicator lights of the vehicle are fitted in accordance with UNECE Regulation No 48.

When loaded, a wider transport than generally permitted on a road has to be marked with identification lights and plates if the load exceeds the width of the vehicle on one or both sides by more than 0.10 metres. However, the transport has to be marked with identification plates only if the width of the vehicle exceeds 4.00 metres when loaded.

The markings have to be placed on both sides of the transport to indicate the widest point of the load at a height of up to 4.40 metres. The identification plates and the lights

1.6.2023

have to be placed so that the lateral distance between the outermost parts of the identification plates and the outermost lights and the widest point of the load referred to above does not exceed 100 mm. The outermost part of the identification plate has to indicate the widest part of the vehicle so that the identification plate is fully visible or at least a length equal to the amount exceeding the width generally permitted on the road.

The total surface area of the identification plates facing forward must be at least 0.30 m² and the identification plates facing backwards must be at least 0.30 m². If the distance between the outermost lights of the vehicle and the outermost identification lights of the transport is wider than 1.00 metre, the identification lights have to be placed so that the distance between adjacent lights does not exceed 1.00 metre in width. In addition, the load must be marked with additional identification lights and plates if it is necessary to ensure traffic safety.

There have to be two identification lights in each of the abovementioned places. A single identification light with an illuminating area of at least 80 cm² may be used instead of two identification lights. The identification lights have to be placed on top of each other or parallel to the shape of the outer edge of the load. The identification light and plate have to be facing forward in front of the widest point of the transport and facing backwards at the back of the widest point.

Using identification lights is not allowed when the width of a vehicle or load does not exceed the width generally permitted on the road. However, identification lights may be fitted to a vehicle intended to carry a load which is wider than that generally permitted on the road, even if the width generally permitted on the road is not exceeded, if the lights are moved so that they are not the widest point of the vehicle. When a load is wider than the vehicle, the visibility of its front side can be enhanced for oncoming traffic with white or pale yellow lights directed at the front of the load.

Using identification plates is not allowed when the width of a vehicle or load does not exceed the width generally permitted on the road. However, identification plates may be fitted to a vehicle intended to carry a load which is wider than that generally permitted on the road, even if the width generally permitted on the road is not exceeded, if the plates are moved so that they are not the widest point of the vehicle.

10.3 Long transport markings

If a load exceeds the vehicle by 1.00 metre in front or by 2.00 metres in the back, the part exceeding the length has to be marked with an identification plate that is facing forward at the front and facing backwards at the back as well as an identification light and side marker lights, side marker light strip or reflective side tape. However, an identification plate does not have to be installed in the front when the width of the load exceeding the length of the vehicle at the front by over 1.00 metre is up to 0.4 metres or installed at the back when the width of the load exceeding the length of the vehicle at the back by over 2.00 metres is up to 0.4 metres.

In a vehicle combination, when the load functions as a load-bearing structure of the vehicle, said part of the load has to be marked with side marker lights, a side marker light strip or reflective side tape. The lengthwise distance of the side marker light, light strip or reflective tape cannot be over one metre from the outermost part of the load exceeding the length of the vehicle or vehicle combination. The distance between successive side marker lights may not exceed three metres. The side marker light strip

1.6.2023

or reflective tape has to be uniform and its lengthwise distance from the side marker of the vehicle cannot be over one metre.

1.6.2023

11 DIMENSIONS ALLOWED IN SPECIAL TRANSPORT WITHOUT SPECIAL TRANSPORT PERMIT (Traficom 9, RTA sections 125, 126)

A special transport permit is required if a transport significantly exceeds a dimension generally permitted on the road. However, a special transport permit is not required if vehicles registered or put into service in an EU or EEA Member State are used for the transport and if the width or length of the vehicle or vehicle combination used for transport, when loaded or unladen, does not exceed the dimensions given in the table below.

The generally permitted height on the road is 4.40 metres for EU and EEA state vehicles.

Vehicle, vehicle combination and load	Width (m)	Length (m)
lorry and semi-trailer combination	4.00	40.00
combination of lorry and the special transport trailer proper if the length of the trailer when unladen exceeds the length generally permitted on the road ¹⁾	4.00	30.00
combination of lorry and the trailer proper or combination of lorry and several trailers ¹⁾	4.00	30.00
combination of tractor and unladen peat production trailer or tractor and towed device	4.00	30.00
tractor and trailer combination	4.00	20.00
tractor and vehicle transport trailer combination	3.50	20.00
self-propelled vehicle that is not primarily intended for carrying load	4.00	20.00
lorry ^{2, 3)}	4.00	13.00
vehicle transport vehicle	3.50	16.00
van	3.50	12.00
vehicle and centre axle trailer combination ⁴⁾	3.50	20.75

¹⁾ The length of a lorry and trailer combination or combination of lorry and several trailers is however up to 34.50 m when up to 3.50 m wide

²⁾ The length of 13.00 metres may be exceeded when the load carried on a trailer is moved during loading or unloading by a truck with a crane suitable for loading

³⁾ The length of a lorry equipped for boat transport and boat loading is however 16.00 metres

⁴⁾ The length of a lorry and towed device combination is however 30.00 metres

12 Applied acts and regulations

Road Traffic Act (RTA) 729/2018

Vehicles Act (VA) 82/2021

Tort Liability Act 31.5.1974/412

Technical requirements for vehicles and their trailers (vehicle regulation)

TRAFICOM/420030/03.04.03.00/2019

Special transports and special transport vehicles (special transport regulation)

TRAFICOM/420073/03.04.03.00/2019

Structure and equipment of tractors, motorised work machines and off-road vehicles, their trailers, devices intended for towing machines other than cars, and vehicles for transporting animals (tractor regulation) TRAFICOM/75637/03.04.03.00/2020.

Special transports at level crossings VÄYLÄ/1484/06.04.01/2021

Government Decree on the Use of Traffic Control Devices 379/2020

These permit conditions must be kept with the transport.