



Centre for Economic Development,  
Transport and the Environment

THE AREA OF ELY CENTRE FOR OSTROBOTHNIA

# Employment Bulletin

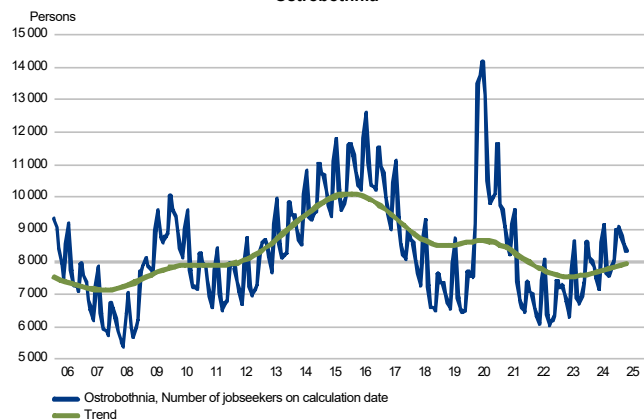
April 2025

- The amount of unemployed was at the end of April 8 328 and 824 more (+ 11,0 %) than the previous year.
- The amount of fulltime laid-off was 567 i.e. 266 less (- 31,9 %) than the previous year.
- Also, the amount of young unemployed people increased compared with the situation the year before. The amount of unemployed people under 25 years was 82 more (+ 9,0 %) than the previous year.
- The amount of long-term unemployed increased by 581 persons (+ 27,7 %) compared with the year before.
- The number of new open vacancies in April was 766 less (- 36,3 %) than the previous year.
- The number of people in employment-promoting services decreased compared with the year before. At the end of April the amount of participants in services was in total 3 843.

## Unemployed jobseekers

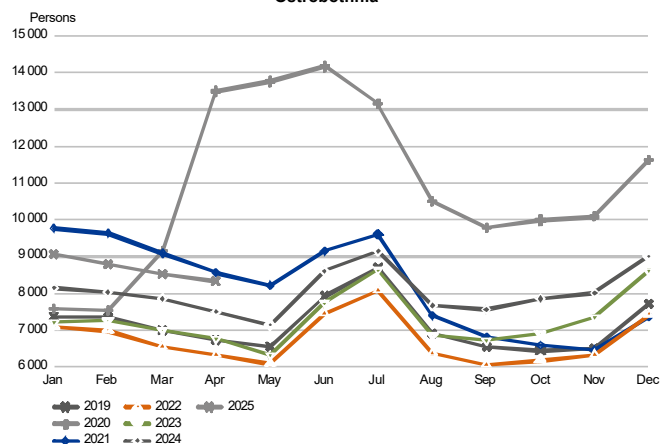
UNEMPLOYED JOBSEEKERS MONTHLY AND TREND

Ostrobothnia

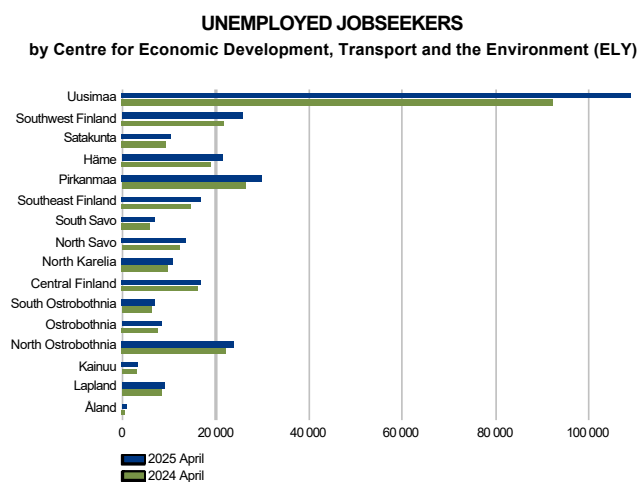


UNEMPLOYED JOBSEEKERS, MONTH BY MONTH COMPARISON

Ostrobothnia



## Unemployed jobseekers by sub-regional unit



### Unemployed jobseekers and jobs vacant by sub-regional unit

	Change				Of the Unemployed				Change			
	Apr	Mar	Apr	Apr 2025	unemployed	jobseekers'		Apr	Mar	Apr	Apr 2025	
	2025	2025	2024	Apr 2024	jobseekers	percentage		2025	2025	2024	Apr 2024	
					fully	of the						
					laid off	workforce						
Sub-regional unit	Unemployed jobseekers			%		%		Jobs vacant			%	
Vaasa	3 870	3 964	3 424	446	13	224	7,2	485	990	832	-347	-42
Suupohjan rannikkoseutu	384	419	350	34	10	37	5,1	52	71	86	-34	-40
Pietarsaari	1335	1370	1209	126	10	85	5,7	159	132	192	-33	-17
Kaustinen	478	488	438	40	9	78	8,1	67	89	62	5	8
Kokkola	2 261	2 294	2 083	178	9	143	9,2	457	608	563	-106	-19
Ostrobothnia	8 328	8 535	7 504	824	11	567	7,2	1 220	1 890	1 735	-515	-30





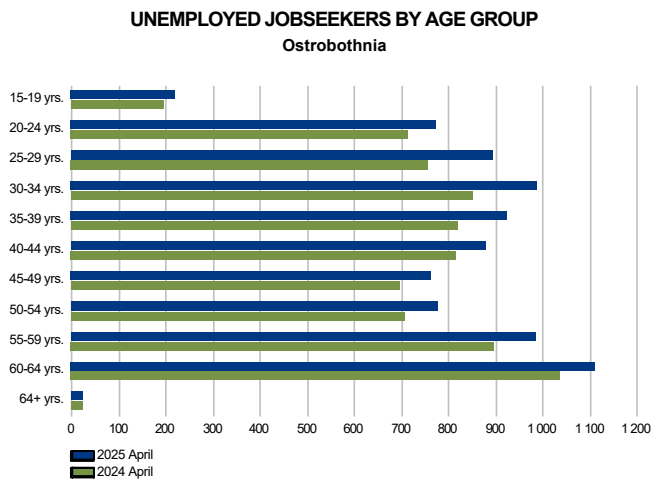
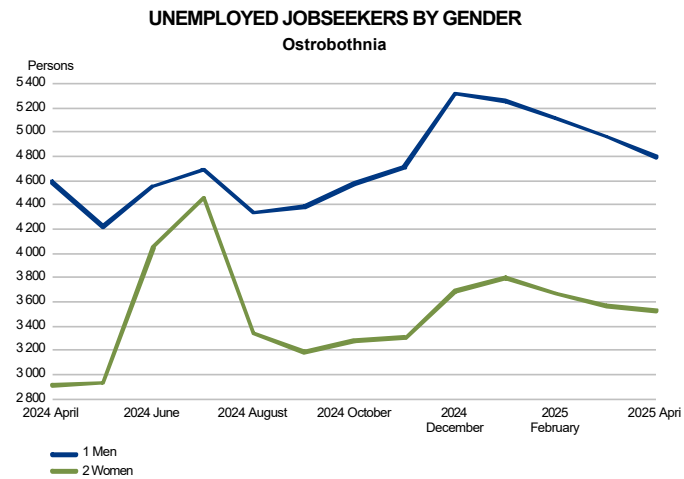
## Unemployed jobseekers by municipality

### Unemployed jobseekers and jobs vacant by municipality

Municipality				Change		Of the Unemployed				Change	
	Apr 2025	Mar 2025	Apr 2024	Apr 2025	Apr 2024	unemployed jobseekers fully laid off	jobseekers' percentage of the workforce	Apr 2025	Mar 2025	Apr 2024	Apr 2025
	Unemployed jobseekers				%			Jobs vacant			
Halsua	36	39	42	-6	-14	8	8,8	...	...	...	...
Kannus	190	185	195	-5	-3	19	8,2	91	141	91	0
Kaskinen	50	59	39	11	28	...	10,9	11	12	16	-5
Kaustinen	131	140	128	3	2	15	6,9	41	33	32	9
Kokkola	2 071	2 109	1 888	183	10	124	9,3	366	467	472	-106
Korsnäs	63	67	52	11	21	7	6,8	5	5	...	...
Kristiinankaupunki	158	167	165	-7	-4	13	6,1	15	16	48	-33
Kruunupyy	141	150	122	19	16	11	4,7	12	14	23	-11
Laihia	253	256	211	42	20	33	7,1	10	33	29	-19
Lestijärvi	15	12	19	-4	-21	5	5,8	0	...	10	-10
Luoto	55	60	58	-3	-5	...	2,1	6	...	24	-18
Maalahti	93	101	106	-13	-12	15	3,6	...	16	11	...
Mustasaari	359	373	349	10	3	34	3,7	28	42	53	-25
Närpiö	176	193	146	30	21	21	3,9	26	43	22	4
Pedersören kunta	160	173	134	26	19	15	3,0	10	17	8	2
Perho	104	108	89	15	17	31	10,8	...	...	...	...
Pietarsaari	816	822	722	94	13	35	9,1	128	84	106	22
Toholampi	104	101	82	22	27	7	9,1	17	10	7	10
Uusikaarlepyy	163	165	173	-10	-6	20	4,8	...	15	31	...
Vaasa	2 936	2 997	2 560	376	15	124	8,6	433	882	724	-291
Veteli	88	88	78	10	13	12	7,0	...	41	7	...
Vöyri	166	170	146	20	14	11	5,8	7	12	13	-6
Ostrobothnia	8 328	8 535	7 504	824	11	567	7,2	1 220	1 890	1 735	-515



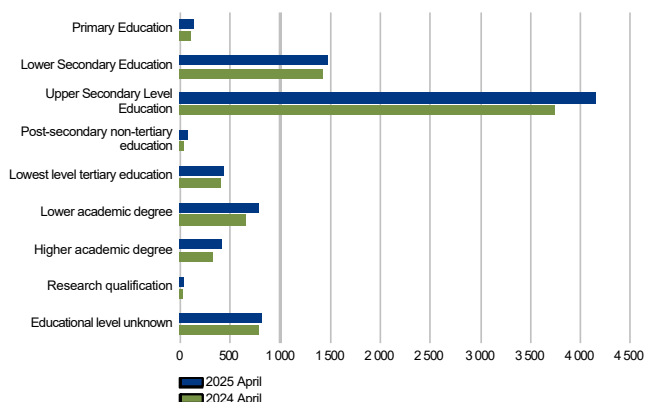
Unemployed jobseekers by gender and age-group



## Unemployed jobseekers by levels of education and occupational group

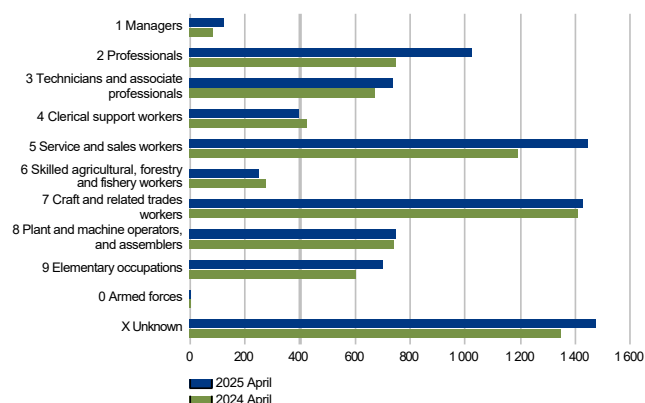
### UNEMPLOYED JOBSEEKERS BY LEVEL OF EDUCATION

Ostrobothnia



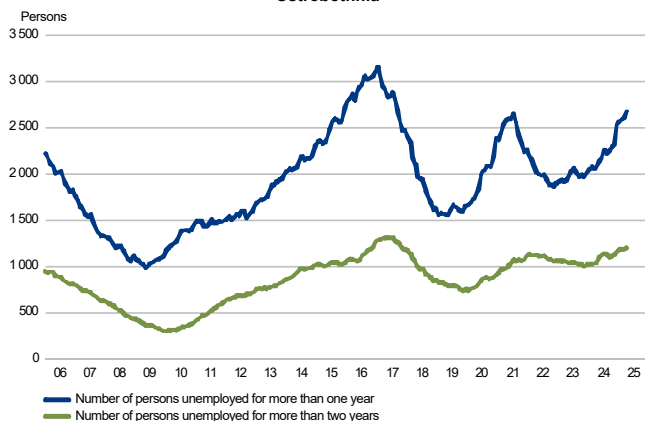
### UNEMPLOYED JOBSEEKERS BY OCCUPATIONAL GROUP

Ostrobothnia

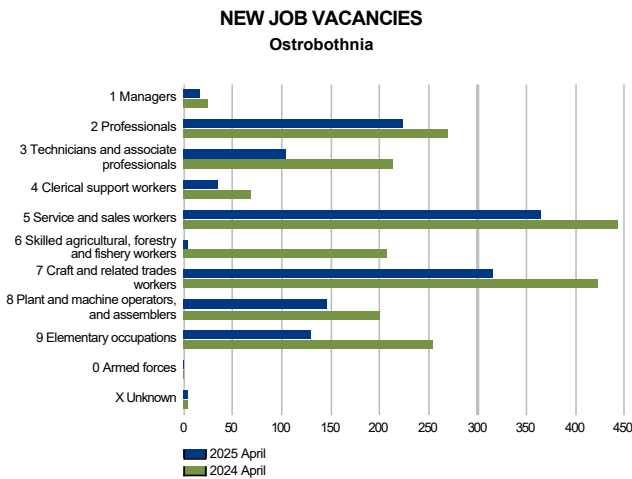


### LONG-TERM UNEMPLOYED AT THE END OF THE MONTH

Ostrobothnia

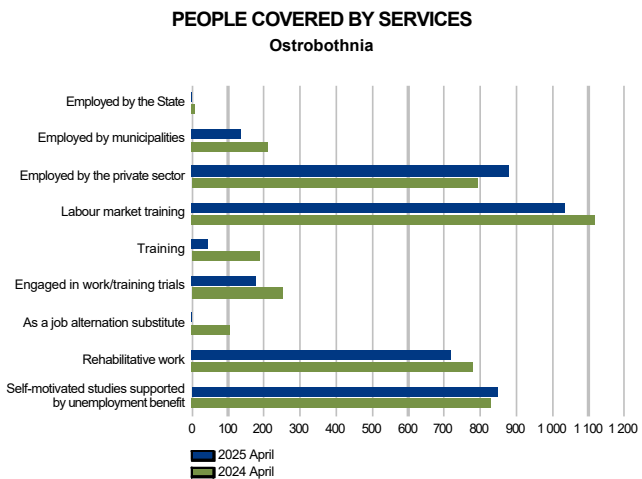
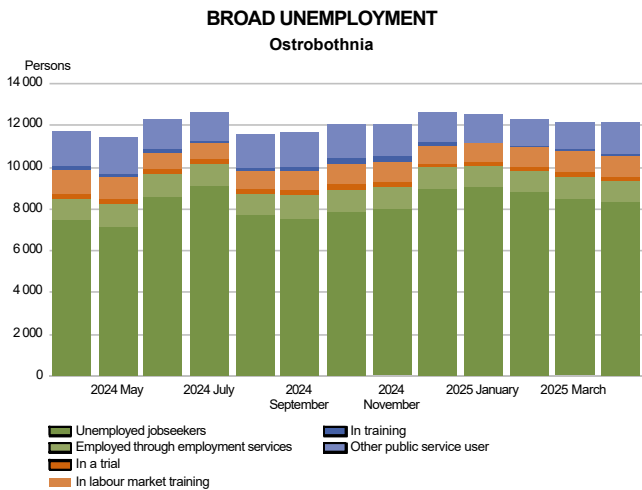


Jobs vacant

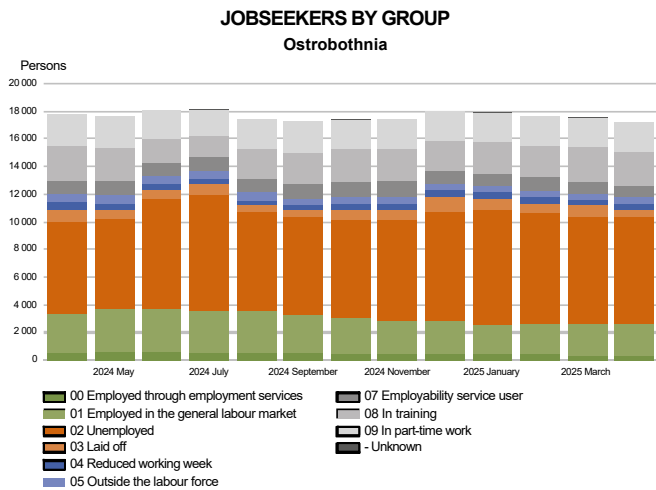




Services



All jobseekers



## Summary table

EMPLOYMENT SITUATION AT THE END OF 2025 APRIL (I) AND

DURING APRIL (II)

ELY CENTRE: OSTROBOTHNIA

I EMPLOYMENT SITUATION AT THE END OF MONTH	Apr-25	Apr-24	CHANGE NUMBER	CHANGE %
<b>A. JOBSEEKERS</b>				
1. Unemployed jobseekers	8 328	7 504	824	11,0
of whom fully laid off	567	833	-266	-31,9
2. On reduced working week	384	555	-171	-30,8
3. Those who have work	4 755	5 583	-828	-14,8
of which in full-time work	2 213	2 836	-623	-22,0
of which in part-time work	2 188	2 225	-37	-1,7
of whom employed through employment services	354	522	-168	-32,2
4. Persons outside the labour force	3 760	4 114	-354	-8,6
of whom in services promoting employment	913	1 059	-146	-13,8
of whom in training	2 364	2 481	-117	-4,7
1-4 Total of jobseekers	17 227	17 756	-529	-3,0
<b>B. LABOUR DEMAND</b>				
1. Jobs vacant	1 220	1 735	-515	-29,7
of those notified for over a month	527	691	-164	-23,7
of those notified for over 2 months	302	499	-197	-39,5
<b>C. PARTICIPATING IN SERVICES</b>				
1. Employed by the State	0	9	-9	-100,0
2. Employed by municipalities	136	209	-73	-34,9
3. Employed by the private sector	878	792	86	10,9
1-3 Total number of employed people	1 014	1 010	4	0,4
4. Labour market training	1 034	1 116	-82	-7,3
5. Training	47	187	-140	-74,9
6. Engaged in work/training trials	179	249	-70	-28,1
7. As a job alternation substitute	0	102	-102	-100,0
8. Rehabilitative work	720	779	-59	-7,6
9. Self-motivated studies supported by unemployment benefit	849	828	21	2,5
1-9 Total number of people participating in services	3 843	4 271	-428	-10,0
<b>D. STRUCTURE OF UNEMPLOYMENT</b>				
1. Unemployed women	3 525	2 914	611	21,0
2. Unemployed men	4 797	4 590	207	4,5
3. Under 25 years old	992	910	82	9,0
4. Over 50 years old	2 890	2 662	228	8,6
5. Unemployed over a year	2 679	2 098	581	27,7
6. Foreign unemployed	1 651	1 350	301	22,3
<b>E. UNEMPLOYMENT SECURITY</b>				
1. Unemployed members of employees' unemployment funds	2 675	2 724	-49	-1,8
<b>II EMPLOYMENT SITUATION DURING THE MONTH</b>				
1. Unemployed jobseekers	9 219	8 661	558	6,4
2. Other jobseekers	8 850	9 982	-1 132	-11,3
1-2 Total number of jobseekers	18 069	18 643	-574	-3,1
3. Vacancies during a month	2 803	5 490	-2 687	-48,9
New vacancies during a month	1 344	2 110	-766	-36,3
Vacancies filled during a month	63	608	-545	-89,6
of those filled with job-seekers	9	47	-38	-80,9
Vacancies application period ended or sufficient number of applicants	337	2 087	-1 750	-83,9
Vacancies cancelled or could not be filled	1 227	1 190	37	3,1
4. Started spell of unemployment	996	1 268	-272	-21,5
5. Completed spell of unemployment	851	1 401	-550	-39,3
6. New jobs found through employment services	28	97	-69	-71,1



## Foreigners' summary table

FOREIGNERS' EMPLOYMENT SITUATION AT THE END OF 2025 APRIL (I) AND

DURING APRIL (II)

ELY CENTRE: OSTROBOTHNIA

I EMPLOYMENT SITUATION AT THE END OF MONTH	Apr-25	Apr-24	CHANGE NUMBER	CHANGE %
<b>A. JOBSEEKERS</b>				
1. Unemployed jobseekers	1 651	1 350	301	22,3
of whom fully laid off	77	101	-24	-23,8
2. On reduced working week	39	77	-38	-49,4
3. Those who have work	764	911	-147	-16,1
of which in full-time work	456	603	-147	-24,4
of which in part-time work	273	261	12	4,6
of whom employed through employment services	35	47	-12	-25,5
4. Persons outside the labour force	1 644	1 700	-56	-3,3
of whom in services promoting employment	137	173	-36	-20,8
of whom in training	1 384	1 402	-18	-1,3
1-4 Total of jobseekers	4 098	4 038	60	1,5
<b>C. PARTICIPATING IN SERVICES</b>				
1. Employed by the State	0	0	0	0,0
2. Employed by municipalities	9	10	-1	-10,0
3. Employed by the private sector	64	48	16	33,3
1-3 Total number of employed people	73	58	15	25,9
4. Labour market training	539	607	-68	-11,2
5. Training	15	35	-20	-57,1
6. Engaged in work/training trials	53	69	-16	-23,2
7. As a job alternation substitute	0	5	-5	-100,0
8. Rehabilitative work	48	64	-16	-25,0
9. Self-motivated studies supported by unemployment benefit	573	506	67	13,2
1-9 Total number of people participating in services	1 301	1 344	-43	-3,2
<b>D. STRUCTURE OF UNEMPLOYMENT</b>				
1. Unemployed women	881	654	227	34,7
2. Unemployed men	764	696	68	9,8
3. Under 25 years old	133	132	1	0,8
4. Over 50 years old	367	294	73	24,8
5. Unemployed over a year	340	213	127	59,6
<b>E. UNEMPLOYMENT SECURITY</b>				
1. Unemployed members of employees' unemployment funds	237	231	6	2,6
<b>II EMPLOYMENT SITUATION DURING THE MONTH</b>				
1. Unemployed jobseekers	1 760	1 540	220	14,3
2. Other jobseekers	2 444	2 600	-156	-6,0
1-2 Total number of jobseekers	4 204	4 140	64	1,5
4. Started spell of unemployment	182	246	-64	-26,0
5. Completed spell of unemployment	120	213	-93	-43,7
6. New jobs found through employment services	...	7	...	...
7. New entrants to labour market training	6	51	-45	-88,2





## Regional table

UNEMPLOYED JOBSEEKERS AND JOBS VACANT BY MUNICIPALITY AT THE END OF 2025 APRIL

ELY CENTRE: OSTROBOTHNIA

Municipality	Workforce		Unemployed jobseekers						Disabled		Jobs vacant
		% of workforce	Total	Men	Women	Under 20 years old	Under 25 years old	Over 50 years old	Unemployed over a year	and chron. ill	
Halsua	410	8,8	36	22	...	0	...	13	16	5	...
Kannus	2 328	8,2	190	114	76	10	32	67	62	18	91
Kaskinen	458	10,9	50	26	24	0	...	23	14	8	11
Kaustinen	1 896	6,9	131	65	66	6	16	54	44	28	41
Kokkola	22 378	9,3	2 071	1 224	845	77	324	653	706	249	366
Korsnäs	930	6,8	63	31	32	...	9	24	17	6	5
Kristiinankaupunki	2 575	6,1	158	89	68	0	9	71	50	23	15
Kruunupyy	2 984	4,7	141	85	56	...	10	54	45	15	12
Laihia	3 545	7,1	253	146	107	10	29	119	77	77	10
Lestijärvi	257	5,8	15	12	...	...	...	10	6	5	0
Luoto	2 632	2,1	55	29	26	...	12	21	16	7	6
Maalahti	2 552	3,6	93	55	38	...	7	27	25	12	...
Mustasaari	9 734	3,7	359	198	161	10	34	149	111	42	28
Närpiö	4 491	3,9	176	102	73	...	9	64	30	23	26
Pedersören kunta	5 373	3,0	160	82	78	7	21	72	57	32	10
Perho	963	10,8	104	60	44	8	17	29	19	10	...
Pietarsaari	8 984	9,1	816	439	376	19	106	283	232	80	128
Toholampi	1 146	9,1	104	61	43	...	12	42	33	19	17
Uusikaarlepyy	3 411	4,8	163	91	72	5	13	59	44	11	...
Vaasa	34 181	8,6	2 936	1 725	1 210	46	295	959	992	346	433
Veteli	1 264	7,0	88	49	39	...	11	36	26	12	...
Vöyri	2 853	5,8	166	92	74	...	18	61	57	18	7
Total	115 345	7,2	8 328	4 797	3 525	220	992	2 890	2 679	1 046	1 220



## Information about the website

On this website you will find the latest statistics from ELY Centre for Ostrobothnia's monthly Employment Bulletin. You can access a .pdf version of the current and previous months' Employment Bulletin by following the link on the right.

The Employment Bulletin is based on the data from the KEHA Centre's Employment Service Statistics. The Ministry of Economic Affairs and Employment compiles statistics on the clients of the Employment authorities, including registered job-seekers, labour market policy services, and job vacancies. The data is collected from the customer service registries used by the Employment authorities. This means that the data used by MEAE Employment Service Statistics is completely registry-based.

The statistical data covers all persons, services, and open vacancies in the aforementioned groups, as separately defined in the registry by the classifications and variables for the statistical period in question.

Owing to seasonal variations, the Employment Bulletin always includes a comparison with the corresponding month in the previous year. The descriptors used in the Bulletin are also available in a table format. The Employment Bulletins are published at the end of the subsequent calendar month. The official date of publication is announced in advance.

The following symbols have been used:

. Category not applicable

... Data subject to secrecy

### Links:

- Employment Service Statistics online:

<https://tyomarkkinatori.fi/en/employment-and-statistics/statistics-and-reports/employment-service-statistics>

- Employment Service Statistics' Release dates, Description and Quality Description:

<https://tyomarkkinatori.fi/en/employment-and-statistics/evaluation-and-research/employment-bulletin/publication-dates-in-2025>

- Employment Service Statistics' statistical database (In Finnish):

<https://www.tyonvalitystilasto.fi>

- You can access key information from Employment Service Statistics by visiting the Statistics Finland's StatFin database:

<https://statfin.stat.fi/PxWeb/pxweb/en/StatFin/>

- Comparison between the statistics of Statistics Finland and Employment Service Statistics:

<https://media.graphassets.com/ibCSU7MzQ5S7MeTqISid?dl=true>

- Comparison between the Job Vacancy Survey of Statistics Finland and Employment Service Statistics:

<https://media.graphcms.com/gipDIzmxSOeUqMECNgGS?dl=true>

Instructions for referencing:

Official Statistics of Finland (OSF): KEHA Centre / Employment Service Statistics. 201Y:MM, Ostrobothnia's Employment Bulletin, MONTH 201Y. Vaasa: Centre for Economic Development, Transport and the Environment (date of reference). Available at:  
<http://www.tyollisyksatsaus.fi/pohjanmaa.aspx>



## Contact information

Center for Economic Development, Transport and the Environment for  
Ostrobothnia

Hanna Auronen, Head of Unit, Employment and Competence

+358 295 028 539 hanna.auronen(at)ely-keskus.fi

Mika Palosaari, Director of the TE Office for Ostrobothnia

+358 295 056 150 mika.palosaari(at)te-toimisto.fi

Marja-Riitta Vest, Director General of ELY Centre for  
Ostrobothnia

+358 295 028 558 marja-riitta.vest(at)ely-keskus.fi

Meeri Koski, Coordinator (compiled by)

+358 295 028 686 meeri.koski(at)ely-keskus.fi

<http://www.temtyollisyyskatsaus.fi/pohjanmaa.aspx>

