



Centre for Economic Development,  
Transport and the Environment

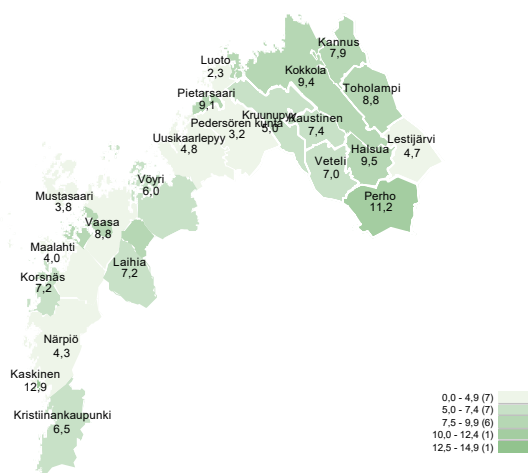
THE AREA OF ELY CENTRE FOR OSTROBOTHNIA

# Employment Bulletin

March 2025

The unemployment is increasing and the number of open vacancies decreasing in the area of ELY Centre for Ostrobothnia

### Unemployed jobseekers' percentage of the workforce by municipality



A total of 8 535 unemployed jobseekers were registered in the area of ELY Centre for Ostrobothnia at the end of March. This is 680 more than the previous year. In March the amount of unemployed people was 254 less than the previous month.

The share of the unemployed jobseekers out of the labour force in the area of ELY Centre for Ostrobothnia is the lowest (7,4 %) in the Mainland Finland. In the whole country the respective share out of the labour force is 11,8 %. Compared with February the unemployment rate decreased by 0,2 per cent in the area of ELY Centre for Ostrobothnia and in the rest of the country. The figures are from the Employment Service Statistics of the KEHA Centre.

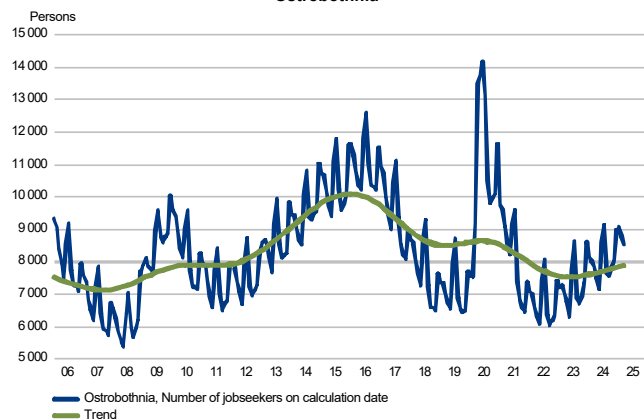
Trends:

- The amount of unemployed was at the end of March 8 535 and 680 more (+ 8,7 %) than the previous year.
- The amount of fulltime laid-off was 727 i.e. 376 less (- 34,1 %) than the previous year.
- Also, the amount of young unemployed people increased compared with the situation the year before. The amount of unemployed people under 25 years was 52 more (+ 5,3 %) than the previous year.
- The amount of long-term unemployed increased by 553 persons (+ 26,8 %) compared with the year before.
- The number of new open vacancies in March was 441 less (- 23,1 %) than the previous year.
- The number of people in employment-promoting services decreased compared with the year before. At the end of March the amount of participants in services was in total 3 607.

## Unemployed jobseekers

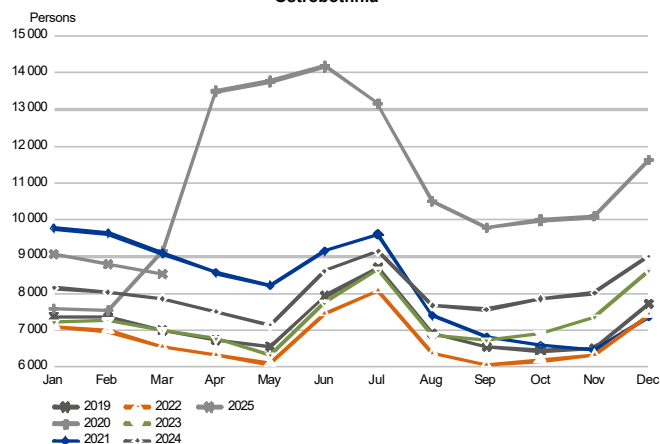
UNEMPLOYED JOBSEEKERS MONTHLY AND TREND

Ostrobothnia

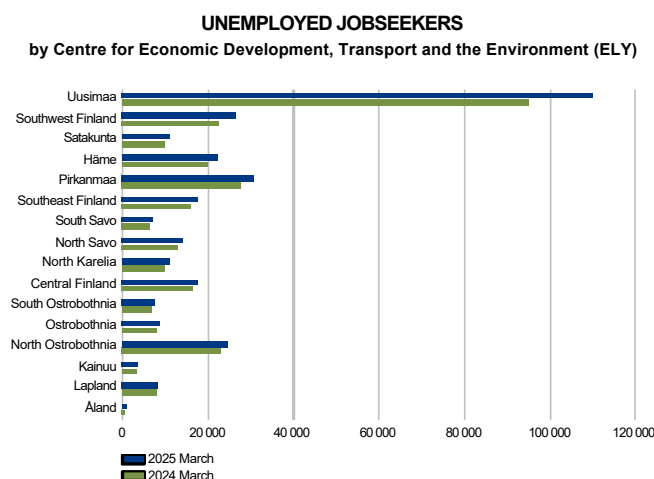


UNEMPLOYED JOBSEEKERS, MONTH BY MONTH COMPARISON

Ostrobothnia



## Unemployed jobseekers by sub-regional unit



### Unemployed jobseekers and jobs vacant by sub-regional unit

	Change							Of the Unemployed			Change		
	Mar	Feb	Mar	Mar 2025 unemployed		jobseekers'		Mar	Feb	Mar	Mar 2025		
	2025	2025	2024	Mar 2024		jobseekers		2025	2025	2024	Mar 2024		
						fully	of the						
						laid off	workforce						
Sub-regional unit	Unemployed jobseekers					%				Jobs vacant		%	
Vaasa	3 964	4 006	3 610	354	10	313	7,4	990	1 265	1 436	-446	-31	
Suupohjan rannikkoseutu	419	430	398	21	5	64	5,6	71	129	107	-36	-34	
Pietarsaari	1 370	1 435	1 248	122	10	119	5,9	132	536	358	-226	-63	
Kaustinen	488	514	453	35	8	82	8,2	89	145	104	-15	-14	
Kokkola	2 294	2 404	2 146	148	7	149	9,3	608	977	1 610	-1 002	-62	
Ostrobothnia	8 535	8 789	7 855	680	9	727	7,4	1 890	3 052	3 615	-1 725	-48	





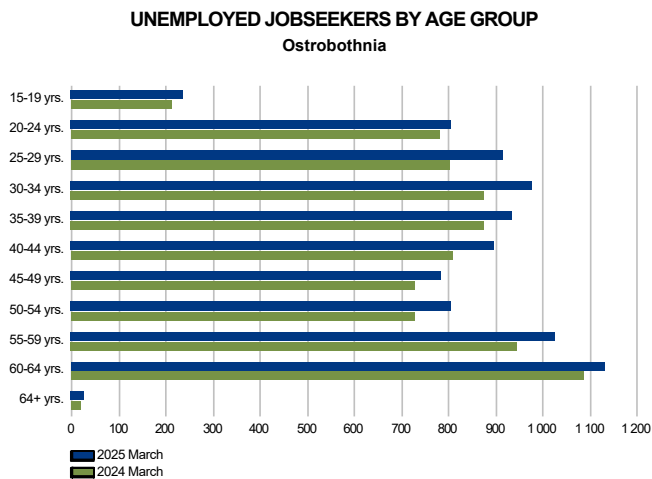
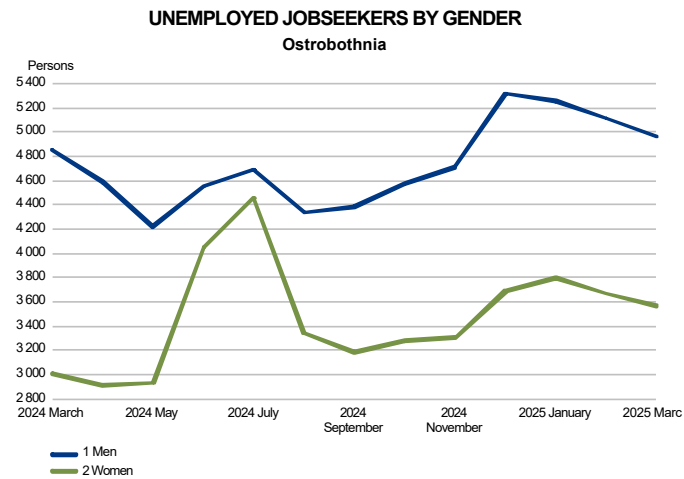
## Unemployed jobseekers by municipality

### Unemployed jobseekers and jobs vacant by municipality

Municipality	Mar 2025	Feb 2025	Mar 2024	Change		Of the Unemployed		Mar 2025	Feb 2025	Mar 2024	Change	
				Mar 2025	Mar 2024	unemployed jobseekers fully laid off	jobseekers' percentage of the workforce				Mar 2025	Mar 2024
	Unemployed jobseekers				%		%	Jobs vacant				%
Halsua	39	41	41	-2	-5	8	9,5	...	38	...	...	...
Kannus	185	215	245	-60	-24	14	7,9	141	157	100	41	41
Kaskinen	59	53	46	13	28	10	12,9	12	17	26	-14	-54
Kaustinen	140	145	136	4	3	17	7,4	33	57	52	-19	-37
Kokkola	2 109	2 189	1 901	208	11	135	9,4	467	820	1 510	-1 043	-69
Korsnäs	67	69	67	0	0	9	7,2	5	...	...	...	...
Kristiinankaupunki	167	168	175	-8	-5	21	6,5	16	53	54	-38	-70
Kruunupyy	150	164	123	27	22	19	5,0	14	16	29	-15	-52
Laihia	256	260	221	35	16	42	7,2	33	42	31	2	6
Lestijärvi	12	14	16	-4	-25	...	4,7	...	...	6	...	...
Luoto	60	67	56	4	7	...	2,3	...	26	29	...	...
Maalahti	101	111	123	-22	-18	16	4,0	16	29	12	4	33
Mustasaari	373	374	385	-12	-3	66	3,8	42	85	76	-34	-45
Närpiö	193	209	177	16	9	33	4,3	43	59	27	16	59
Pedersören kunta	173	183	137	36	26	18	3,2	17	...	24	-7	-29
Perho	108	121	101	7	7	33	11,2	...	...	16	...	...
Pietarsaari	822	854	757	65	9	50	9,1	84	474	258	-174	-67
Toholampi	101	98	86	15	17	6	8,8	10	11	9	1	11
Uusikaarlepyy	165	167	175	-10	-6	26	4,8	15	17	18	-3	-17
Vaasa	2 997	3 024	2 650	347	13	164	8,8	882	1 101	1 300	-418	-32
Veteli	88	95	73	15	21	17	7,0	41	34	15	26	173
Vöyri	170	168	164	6	4	16	6,0	12	6	15	-3	-20
Ostrobothnia	8 535	8 789	7 855	680	9	727	7,4	1 890	3 052	3 615	-1 725	-48



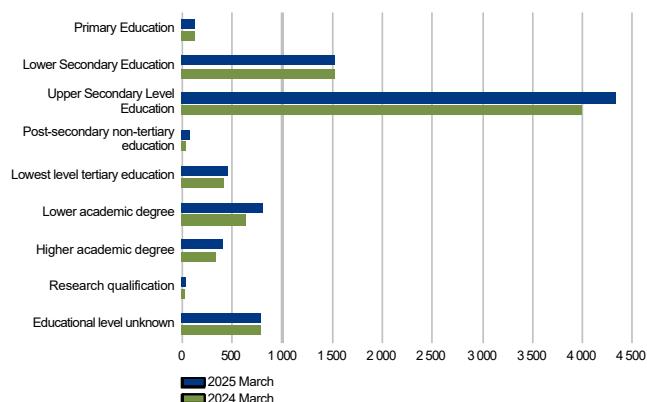
Unemployed jobseekers by gender and age-group



## Unemployed jobseekers by levels of education and occupational group

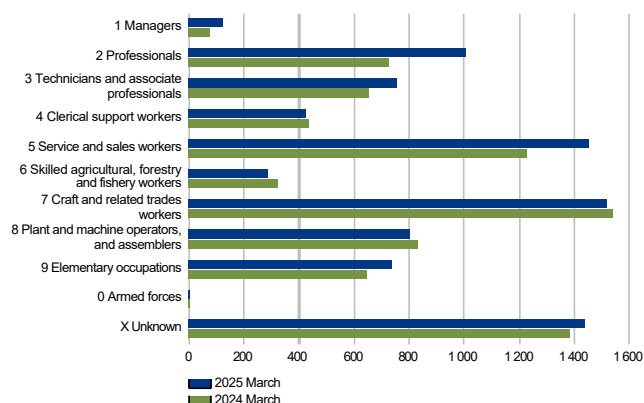
### UNEMPLOYED JOBSEEKERS BY LEVEL OF EDUCATION

Ostrobothnia



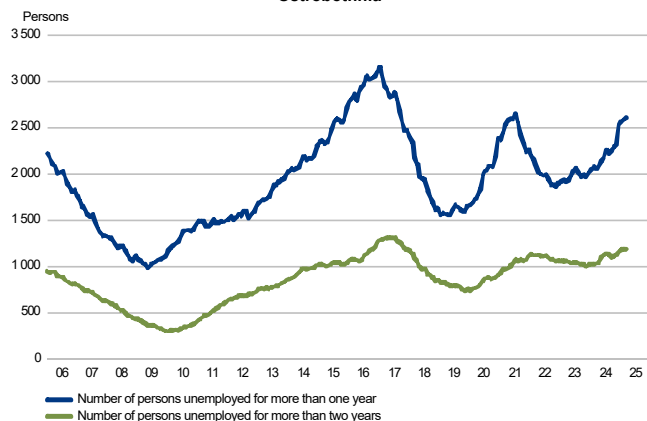
### UNEMPLOYED JOBSEEKERS BY OCCUPATIONAL GROUP

Ostrobothnia

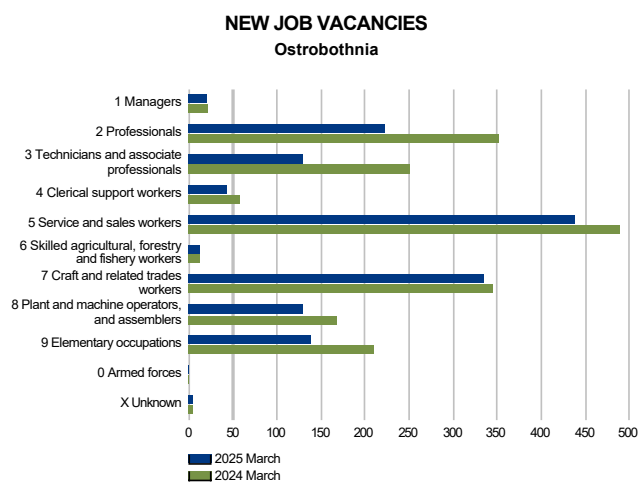


### LONG-TERM UNEMPLOYED AT THE END OF THE MONTH

Ostrobothnia

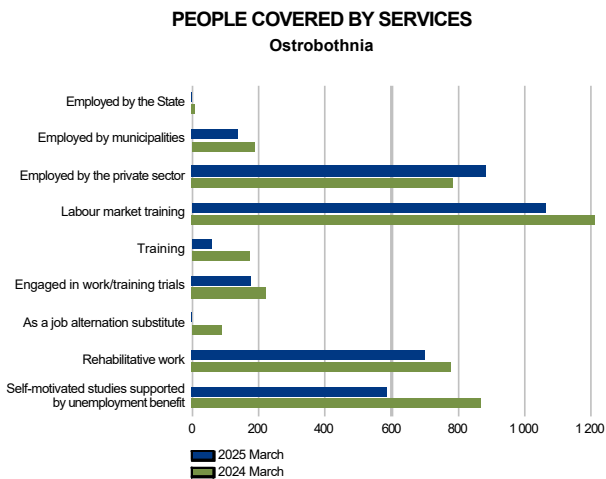
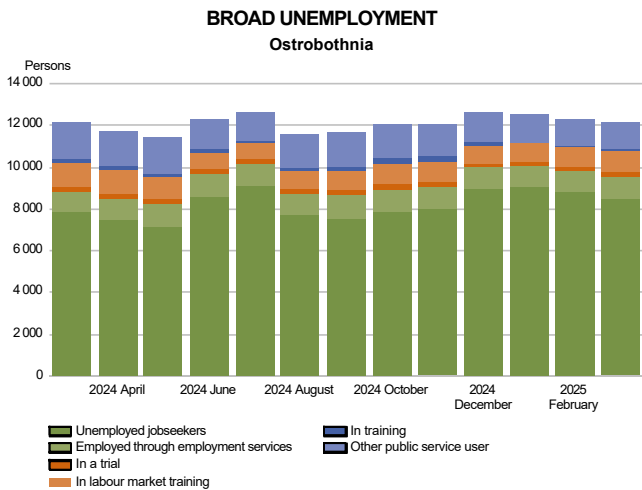


## Jobs vacant

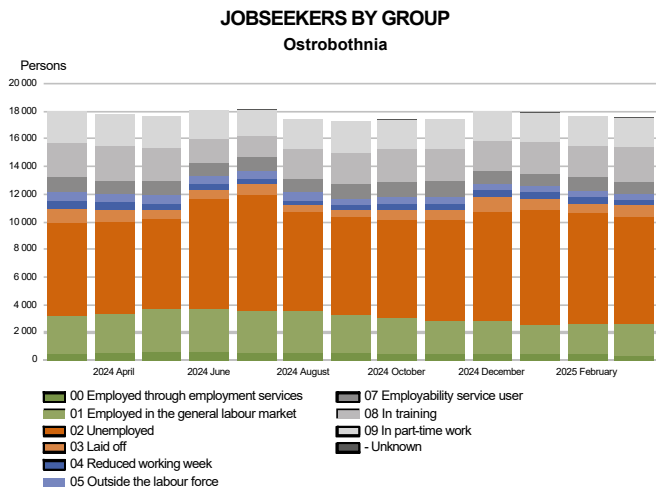




Services



All jobseekers



## Summary table

EMPLOYMENT SITUATION AT THE END OF 2025 MARCH (I) AND  
DURING MARCH (II)  
ELY CENTRE: OSTROBOTHNIA

I EMPLOYMENT SITUATION AT THE END OF MONTH	Mar-25	Mar-24	CHANGE NUMBER	CHANGE %
<b>A. JOBSEEKERS</b>				
1. Unemployed jobseekers	8 535	7 855	680	8,7
of whom fully laid off	727	1 103	-376	-34,1
2. On reduced working week	413	608	-195	-32,1
3. Those who have work	4 768	5 363	-595	-11,1
of which in full-time work	2 249	2 640	-391	-14,8
of which in part-time work	2 152	2 218	-66	-3,0
of whom employed through employment services	367	505	-138	-27,3
4. Persons outside the labour force	3 819	4 188	-369	-8,8
of whom in services promoting employment	904	1 020	-116	-11,4
of whom in training	2 438	2 604	-166	-6,4
1-4 Total of jobseekers	17 535	18 014	-479	-2,7
<b>B. LABOUR DEMAND</b>				
1. Jobs vacant	1 890	3 615	-1 725	-47,7
of those notified for over a month	965	2 201	-1 236	-56,2
of those notified for over 2 months	720	1 820	-1 100	-60,4
<b>C. PARTICIPATING IN SERVICES</b>				
1. Employed by the State	0	7	-7	-100,0
2. Employed by municipalities	138	186	-48	-25,8
3. Employed by the private sector	885	785	100	12,7
1-3 Total number of employed people	1 023	978	45	4,6
4. Labour market training	1 062	1 210	-148	-12,2
5. Training	58	174	-116	-66,7
6. Engaged in work/training trials	179	221	-42	-19,0
7. As a job alternation substitute	0	88	-88	-100,0
8. Rehabilitative work	699	777	-78	-10,0
9. Self-motivated studies supported by unemployment benefit	586	870	-284	-32,6
1-9 Total number of people participating in services	3 607	4 318	-711	-16,5
<b>D. STRUCTURE OF UNEMPLOYMENT</b>				
1. Unemployed women	3 565	3 004	561	18,7
2. Unemployed men	4 964	4 851	113	2,3
3. Under 25 years old	1 042	990	52	5,3
4. Over 50 years old	2 990	2 778	212	7,6
5. Unemployed over a year	2 613	2 060	553	26,8
6. Foreign unemployed	1 627	1 342	285	21,2
<b>E. UNEMPLOYMENT SECURITY</b>				
1. Unemployed members of employees' unemployment funds	2 882	3 049	-167	-5,5
<b>II EMPLOYMENT SITUATION DURING THE MONTH</b>				
1. Unemployed jobseekers	9 548	9 005	543	6,0
2. Other jobseekers	8 806	9 871	-1 065	-10,8
1-2 Total number of jobseekers	18 354	18 876	-522	-2,8
3. Vacancies during a month	4 420	7 879	-3 459	-43,9
New vacancies during a month	1 472	1 913	-441	-23,1
Vacancies filled during a month	47	392	-345	-88,0
of those filled with job-seekers	25	56	-31	-55,4
Vacancies application period ended or sufficient number of applicants	700	2 710	-2 010	-74,2
Vacancies cancelled or could not be filled	2 070	1 392	678	48,7
4. Started spell of unemployment	1 010	1 224	-214	-17,5
5. Completed spell of unemployment	1 012	1 467	-455	-31,0
6. New jobs found through employment services	30	60	-30	-50,0



## Foreigners' summary table

FOREIGNERS' EMPLOYMENT SITUATION AT THE END OF 2025 MARCH (I) AND  
DURING MARCH (II)  
ELY CENTRE: OSTROBOTHNIA

I EMPLOYMENT SITUATION AT THE END OF MONTH	Mar-25	Mar-24	CHANGE NUMBER	CHANGE %
<b>A. JOBSEEKERS</b>				
1. Unemployed jobseekers	1 627	1 342	285	21,2
of whom fully laid off	107	122	-15	-12,3
2. On reduced working week	50	89	-39	-43,8
3. Those who have work	755	864	-109	-12,6
of which in full-time work	460	567	-107	-18,9
of which in part-time work	258	249	9	3,6
of whom employed through employment services	37	48	-11	-22,9
4. Persons outside the labour force	1 686	1 718	-32	-1,9
of whom in services promoting employment	128	154	-26	-16,9
of whom in training	1 441	1 443	-2	-0,1
1-4 Total of jobseekers	4 118	4 013	105	2,6
<b>C. PARTICIPATING IN SERVICES</b>				
1. Employed by the State	0	0	0	0,0
2. Employed by municipalities	10	8	2	25,0
3. Employed by the private sector	66	49	17	34,7
1-3 Total number of employed people	76	57	19	33,3
4. Labour market training	552	613	-61	-10,0
5. Training	...	40	...	...
6. Engaged in work/training trials	54	57	-3	-5,3
7. As a job alternation substitute	0	5	-5	-100,0
8. Rehabilitative work	44	62	-18	-29,0
9. Self-motivated studies supported by unemployment benefit	381	540	-159	-29,4
1-9 Total number of people participating in services	1 109	1 374	-265	-19,3
<b>D. STRUCTURE OF UNEMPLOYMENT</b>				
1. Unemployed women	850	639	211	33,0
2. Unemployed men	771	703	68	9,7
3. Under 25 years old	129	134	-5	-3,7
4. Over 50 years old	372	298	74	24,8
5. Unemployed over a year	316	209	107	51,2
<b>E. UNEMPLOYMENT SECURITY</b>				
1. Unemployed members of employees' unemployment funds	255	259	-4	-1,5
<b>II EMPLOYMENT SITUATION DURING THE MONTH</b>				
1. Unemployed jobseekers	1 790	1 538	252	16,4
2. Other jobseekers	2 427	2 569	-142	-5,5
1-2 Total number of jobseekers	4 217	4 107	110	2,7
4. Started spell of unemployment	152	220	-68	-30,9
5. Completed spell of unemployment	183	199	-16	-8,0
6. New jobs found through employment services	5	...	...	...
7. New entrants to labour market training	43	39	4	10,3





## Regional table

## UNEMPLOYED JOBSEEKERS AND JOBS VACANT BY MUNICIPALITY AT THE END OF 2025 MARCH

## ELY CENTRE: OSTROBOTHNIA

Municipality	Workforce	Unemployed jobseekers							Disabled and chron. ill	Jobs vacant
		% of workforce	Total	Men	Women	Under 20 years old	Under 25 years old	Over 50 years old		
Halsua	410	9,5	39	25	...	0	...	13	17	...
Kannus	2 328	7,9	185	109	76	8	32	66	62	17
Kaskinen	458	12,9	59	34	25	...	...	23	12	8
Kaustinen	1 896	7,4	140	75	65	8	24	48	45	27
Kokkola	22 378	9,4	2 109	1 249	857	74	327	685	690	259
Korsnäs	930	7,2	67	32	35	...	9	26	16	8
Kristiinankaupunki	2 575	6,5	167	95	72	0	11	78	50	27
Kruunupyy	2 984	5,0	150	90	60	...	11	58	43	14
Laihia	3 545	7,2	256	149	107	9	31	122	72	72
Lestijärvi	257	4,7	12	9	...	...	...	7	5	...
Luoto	2 632	2,3	60	31	29	...	10	24	18	8
Maalahti	2 552	4,0	101	60	41	...	8	33	27	13
Mustasaari	9 734	3,8	373	210	163	12	31	157	106	39
Närpiö	4 491	4,3	193	112	80	...	13	68	32	26
Pedersören kunta	5 373	3,2	173	95	78	6	25	76	54	33
Perho	963	11,2	108	66	42	10	19	33	20	10
Pietarsaari	8 984	9,1	822	453	368	25	110	294	232	82
Toholampi	1 146	8,8	101	56	45	...	13	42	30	19
Uusikaarlepyy	3 411	4,8	165	97	68	6	17	57	41	10
Vaasa	34 181	8,8	2 997	1 768	1 228	57	314	975	960	347
Veteli	1 264	7,0	88	46	42	...	10	41	24	15
Vöyri	2 853	6,0	170	103	67	...	17	64	57	18
Total	115 345	7,4	8 535	4 964	3 565	238	1 042	2 990	2 613	1 059



## Information about the website

On this website you will find the latest statistics from ELY Centre for Ostrobothnia's monthly Employment Bulletin. You can access a .pdf version of the current and previous months' Employment Bulletin by following the link on the right.

The Employment Bulletin is based on the data from the KEHA Centre's Employment Service Statistics. The Ministry of Economic Affairs and Employment compiles statistics on the clients of the Employment authorities, including registered job-seekers, labour market policy services, and job vacancies. The data is collected from the customer service registries used by the Employment authorities. This means that the data used by MEAE Employment Service Statistics is completely registry-based.

The statistical data covers all persons, services, and open vacancies in the aforementioned groups, as separately defined in the registry by the classifications and variables for the statistical period in question.

Owing to seasonal variations, the Employment Bulletin always includes a comparison with the corresponding month in the previous year. The descriptors used in the Bulletin are also available in a table format. The Employment Bulletins are published at the end of the subsequent calendar month. The official date of publication is announced in advance.

The following symbols have been used:

. Category not applicable

... Data subject to secrecy

Links:

- Employment Service Statistics online:

<https://tyomarkkinatori.fi/en/employment-and-statistics/statistics-and-reports/employment-service-statistics>

- Employment Service Statistics' Release dates, Description and Quality Description:

<https://tyomarkkinatori.fi/en/employment-and-statistics/evaluation-and-research/employment-bulletin/publication-dates-in-2025>

- Employment Service Statistics' statistical database (In Finnish):

<https://www.tyonvalitystilasto.fi>

- You can access key information from Employment Service Statistics by visiting the Statistics Finland's StatFin database:

<https://statfin.stat.fi/PxWeb/pxweb/en/StatFin/>

- Comparison between the statistics of Statistics Finland and Employment Service Statistics:

<https://media.graphassets.com/ibCSU7MzQ5S7MeTqISid?dl=true>

- Comparison between the Job Vacancy Survey of Statistics Finland and Employment Service Statistics:

<https://media.graphcms.com/gipDIzmxSOeUqMECNgGS?dl=true>

Instructions for referencing:

Official Statistics of Finland (OSF): KEHA Centre / Employment Service Statistics. 201Y:MM, Ostrobothnia's Employment Bulletin, MONTH 201Y. Vaasa: Centre for Economic Development, Transport and the Environment (date of reference). Available at:  
<http://www.tyollisykskatsaus.fi/pohjanmaa.aspx>



## Contact information

Center for Economic Development, Transport and the Environment for  
Ostrobothnia

Hanna Auronen, Head of Unit, Employment and Competence

+358 295 028 539 hanna.auronen(at)ely-keskus.fi

Mika Palosaari, Director of the TE Office for Ostrobothnia

+358 295 056 150 mika.palosaari(at)te-toimisto.fi

Marja-Riitta Vest, Director General of ELY Centre for  
Ostrobothnia

+358 295 028 558 marja-riitta.vest(at)ely-keskus.fi

Meeri Koski, Coordinator (compiled by)

+358 295 028 686 meeri.koski(at)ely-keskus.fi

<http://www.temtyollisyyskatsaus.fi/pohjanmaa.aspx>

