



Centre for Economic Development,
Transport and the Environment

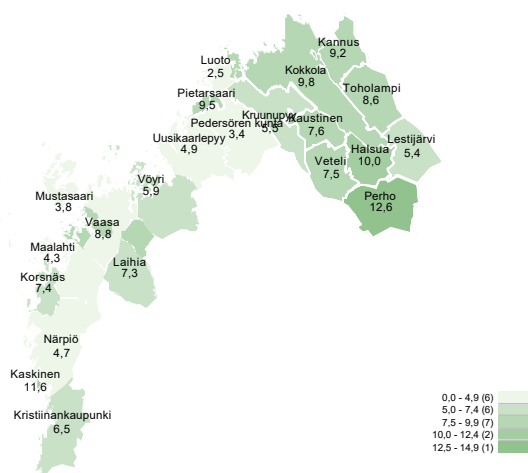
THE AREA OF ELY CENTRE FOR OSTROBOTHNIA

Employment Bulletin

February 2025

The unemployment is increasing and the number of open vacancies decreasing in the area of ELY Centre for Ostrobothnia

Unemployed jobseekers' percentage of the workforce by municipality



A total of 8 789 unemployed jobseekers were registered in the area of ELY Centre for Ostrobothnia at the end of February. This is 755 more than the previous year. In February the amount of unemployed people was 269 less than the previous month.

The share of the unemployed jobseekers out of the labour force in the area of ELY Centre for Ostrobothnia is the lowest (7,6 %) in the Mainland Finland. In the whole country the respective share out of the labour force is 12,0 %. Compared with January the unemployment rate decreased by 0,3 per cent in the area of ELY Centre for Ostrobothnia. In the rest of the country the unemployment rate remained unchanged. The figures are from the Employment Service Statistics of the KEHA Centre.

Trends:

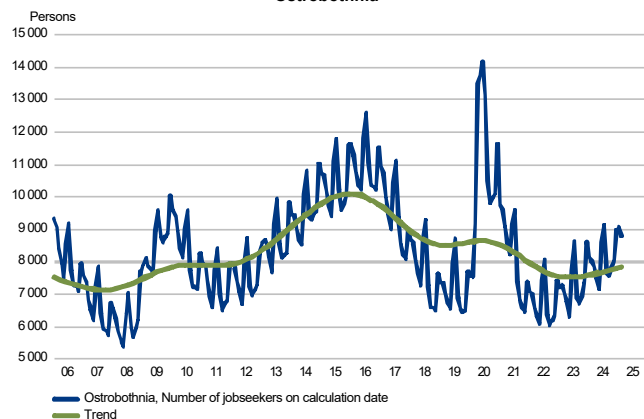
- The amount of unemployed was at the end of February 8 789 and 755 more (+ 9,4 %) than the previous year.
- The amount of fulltime laid-off was 792 i.e. 390 less (- 33,0 %) than the previous year.
- Also, the amount of young unemployed people increased compared with the situation the year before. The amount of unemployed people under 25 years was 113 more (+ 11,3 %) than the previous year.
- The amount of long-term unemployed increased by 508 persons (+ 24,4 %) compared with the year before.
- The number of new open vacancies in February was 758 less (- 32,6 %) than the previous year.
- The number of people in employment-promoting services decreased compared with the year before. At the end of February the amount of participants in services was in total 3 543.



Unemployed jobseekers

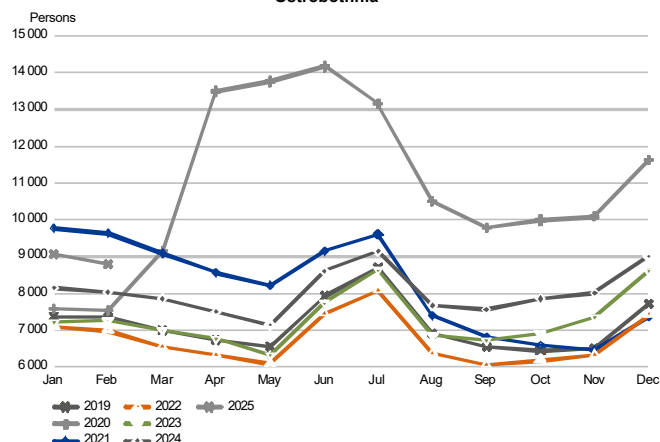
UNEMPLOYED JOBSEEKERS MONTHLY AND TREND

Ostrobothnia

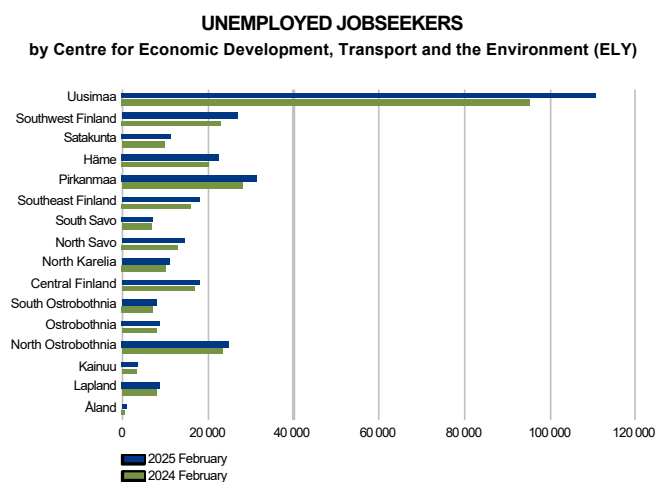


UNEMPLOYED JOBSEEKERS, MONTH BY MONTH COMPARISON

Ostrobothnia



Unemployed jobseekers by sub-regional unit



Unemployed jobseekers and jobs vacant by sub-regional unit

	Change				Of the Unemployed			Change				
	Feb	Jan	Feb	Feb 2025	unemployed	jobseekers'		Feb	Jan	Feb	Feb 2025	
	2025	2025	2024	Feb 2024	jobseekers	percentage		2025	2025	2024	Feb 2024	
					fully	of the						
					laid off	workforce						
Sub-regional unit	Unemployed jobseekers					%	%	Jobs vacant				
Vaasa	4 006	4 160	3 651	355	10	302	7,4	1 265	1 126	1 988	-723	-36
Suupohjan rannikkoseutu	430	454	430	0	0	55	5,7	129	163	165	-36	-22
Pietarsaari	1 435	1 515	1 280	155	12	137	6,1	536	578	1 502	-966	-64
Kaustinen	514	501	463	51	11	108	8,7	145	142	169	-24	-14
Kokkola	2 404	2 428	2 210	194	9	190	9,7	977	1 043	2 375	-1 398	-59
Ostrobothnia	8 789	9 058	8 034	755	9	792	7,6	3 052	3 052	6 199	-3 147	-51



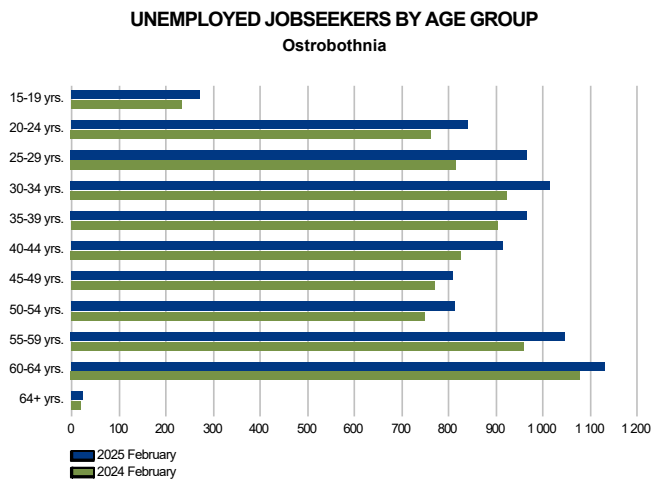
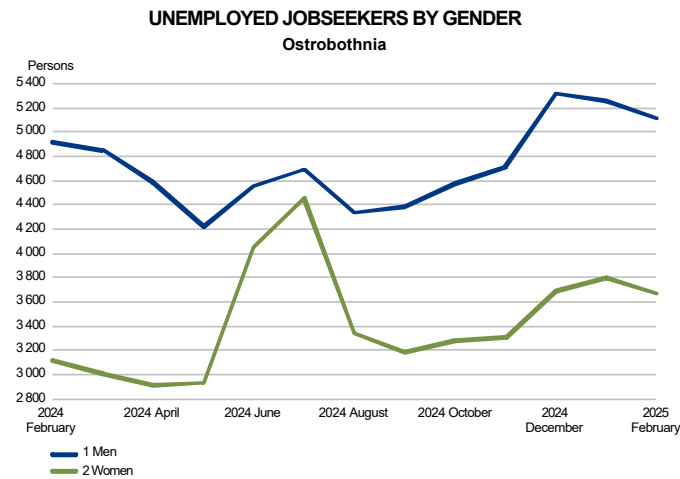
Unemployed jobseekers by municipality

Unemployed jobseekers and jobs vacant by municipality

Municipality	Feb 2025	Jan 2025	Feb 2024	Change		Of the Unemployed		Feb 2025	Jan 2025	Feb 2024	Change	
				Feb 2025	Feb 2024	unemployed jobseekers fully laid off	jobseekers' percentage of the workforce				Feb 2025	Feb 2024
	Unemployed jobseekers							Jobs vacant				
					%		%					%
Halsua	41	41	46	-5	-11	8	10,0	38	46	50	-12	-24
Kannus	215	210	230	-15	-7	30	9,2	157	103	116	41	35
Kaskinen	53	54	47	6	13	...	11,6	17	10	20	-3	-15
Kaustinen	145	145	132	13	10	24	7,6	57	48	57	0	0
Kokkola	2 189	2 218	1 980	209	11	160	9,8	820	940	2 259	-1 439	-64
Korsnäs	69	70	77	-8	-10	11	7,4
Kristiinankaupunki	168	185	192	-24	-12	12	6,5	53	61	81	-28	-35
Kruunupyy	164	168	135	29	21	23	5,5	16	13	30	-14	-47
Laihia	260	277	213	47	22	40	7,3	42	111	32	10	31
Lestijärvi	14	14	17	-3	-18	...	5,4
Luoto	67	63	62	5	8	8	2,5	26	7	44	-18	-41
Maalahti	111	116	125	-14	-11	19	4,3	29	11	35	-6	-17
Mustasaari	374	393	394	-20	-5	60	3,8	85	31	157	-72	-46
Närpiö	209	215	191	18	9	38	4,7	59	92	64	-5	-8
Pedersören kunta	183	190	139	44	32	22	3,4	...	10	307
Perho	121	110	107	14	13	48	12,6	16
Pietarsaari	854	912	775	79	10	53	9,5	474	535	1 010	-536	-53
Toholampi	98	99	88	10	11	5	8,6	11	18	8	3	38
Uusikaarlepyy	167	182	169	-2	-1	31	4,9	17	13	111	-94	-85
Vaasa	3 024	3 139	2 674	350	13	154	8,8	1 101	967	1 752	-651	-37
Veteli	95	92	73	22	30	21	7,5	34	27	36	-2	-6
Vöyri	168	165	168	0	0	18	5,9	6	5	10	-4	-40
Ostrobothnia	8 789	9 058	8 034	755	9	792	7,6	3 052	3 052	6 199	-3 147	-51



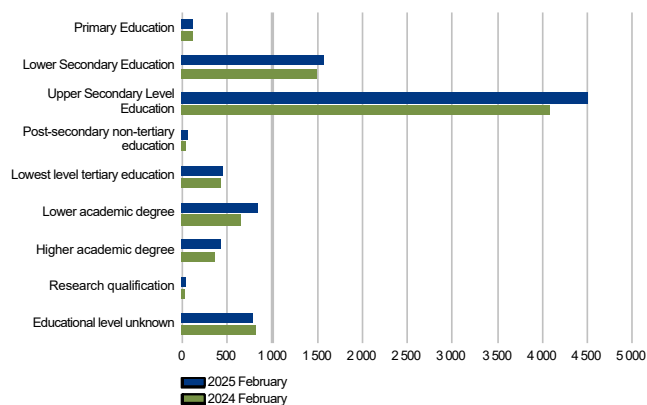
Unemployed jobseekers by gender and age-group



Unemployed jobseekers by levels of education and occupational group

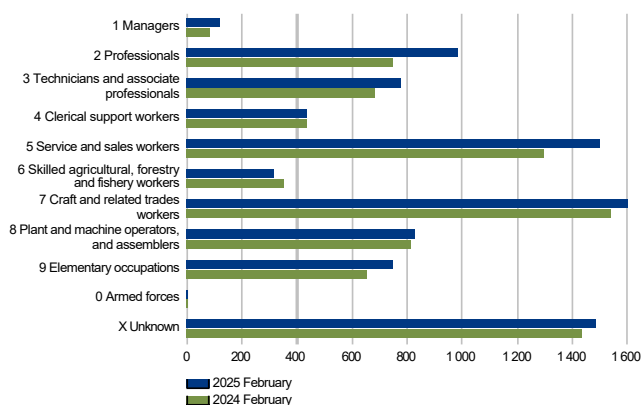
UNEMPLOYED JOBSEEKERS BY LEVEL OF EDUCATION

Ostrobothnia



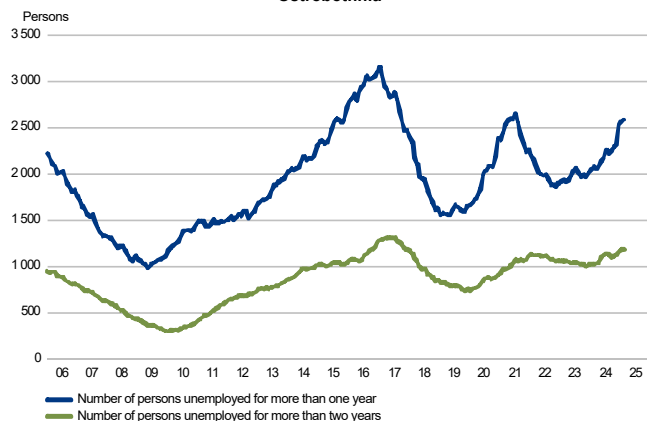
UNEMPLOYED JOBSEEKERS BY OCCUPATIONAL GROUP

Ostrobothnia

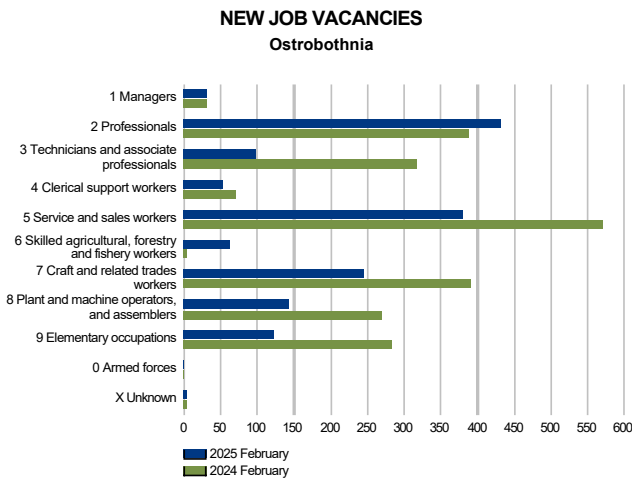


LONG-TERM UNEMPLOYED AT THE END OF THE MONTH

Ostrobothnia

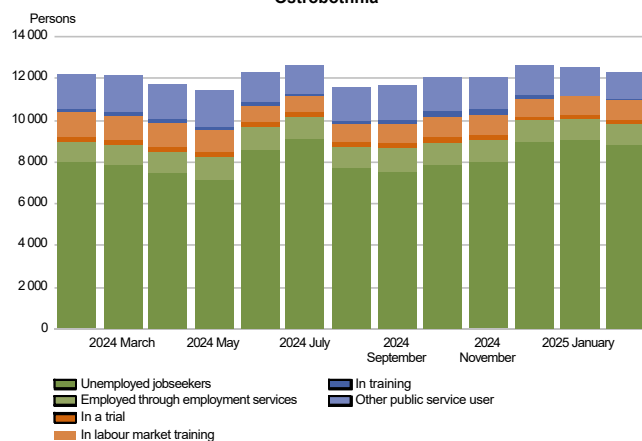


Jobs vacant

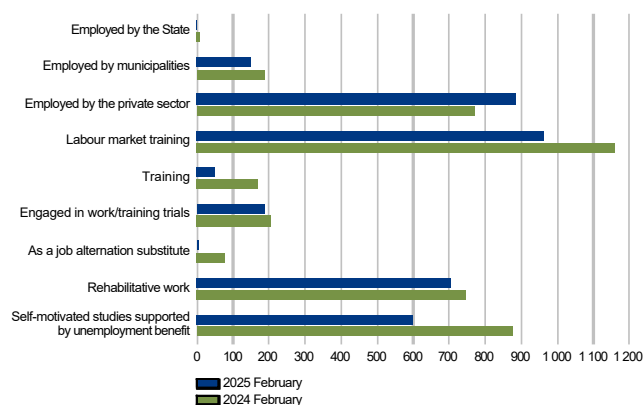


Services

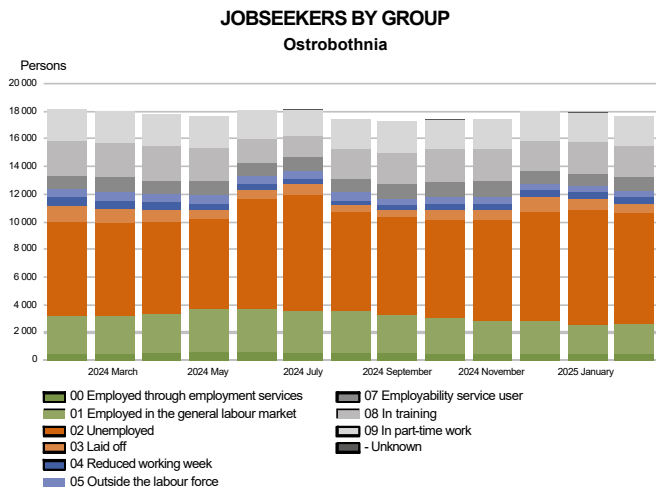
BROAD UNEMPLOYMENT
Ostrobothnia



PEOPLE COVERED BY SERVICES
Ostrobothnia



All jobseekers



Summary table

EMPLOYMENT SITUATION AT THE END OF 2025 FEBRUARY (I) AND
DURING FEBRUARY (II)
ELY CENTRE: OSTROBOTHNIA

	Feb-25	Feb-24	CHANGE NUMBER	CHANGE %
I EMPLOYMENT SITUATION AT THE END OF MONTH				
A. JOBSEEKERS				
1. Unemployed jobseekers	8 789	8 034	755	9,4
of whom fully laid off	792	1 182	-390	-33,0
2. On reduced working week	445	608	-163	-26,8
3. Those who have work	4 734	5 391	-657	-12,2
of which in full-time work	2 189	2 669	-480	-18,0
of which in part-time work	2 153	2 222	-69	-3,1
of whom employed through employment services	392	500	-108	-21,6
4. Persons outside the labour force	3 738	4 081	-343	-8,4
of whom in services promoting employment	903	985	-82	-8,3
of whom in training	2 352	2 536	-184	-7,3
1-4 Total of jobseekers	17 706	18 114	-408	-2,3
B. LABOUR DEMAND				
1. Jobs vacant	3 052	6 199	-3 147	-50,8
of those notified for over a month	1 970	4 482	-2 512	-56,0
of those notified for over 2 months	330	1 035	-705	-68,1
C. PARTICIPATING IN SERVICES				
1. Employed by the State	0	7	-7	-100,0
2. Employed by municipalities	148	188	-40	-21,3
3. Employed by the private sector	886	770	116	15,1
1-3 Total number of employed people	1 034	965	69	7,2
4. Labour market training	964	1 161	-197	-17,0
5. Training	48	170	-122	-71,8
6. Engaged in work/training trials	186	207	-21	-10,1
7. As a job alternation substitute	...	75
8. Rehabilitative work	705	749	-44	-5,9
9. Self-motivated studies supported by unemployment benefit	602	874	-272	-31,1
1-9 Total number of people participating in services	3 543	4 201	-658	-15,7
D. STRUCTURE OF UNEMPLOYMENT				
1. Unemployed women	3 668	3 116	552	17,7
2. Unemployed men	5 115	4 918	197	4,0
3. Under 25 years old	1 109	996	113	11,3
4. Over 50 years old	3 009	2 803	206	7,3
5. Unemployed over a year	2 589	2 081	508	24,4
6. Foreign unemployed	1 676	1 343	333	24,8
E. UNEMPLOYMENT SECURITY				
1. Unemployed members of employees' unemployment funds	3 037	3 200	-163	-5,1
II EMPLOYMENT SITUATION DURING THE MONTH				
1. Unemployed jobseekers	9 624	8 968	656	7,3
2. Other jobseekers	8 864	9 917	-1 053	-10,6
1-2 Total number of jobseekers	18 488	18 885	-397	-2,1
3. Vacancies during a month	4 566	8 207	-3 641	-44,4
New vacancies during a month	1 570	2 328	-758	-32,6
Vacancies filled during a month	34	257	-223	-86,8
of those filled with job-seekers	8	36	-28	-77,8
Vacancies application period ended or sufficient number of applicants	409	1 036	-627	-60,5
Vacancies cancelled or could not be filled	1 092	951	141	14,8



Foreigners' summary table

FOREIGNERS' EMPLOYMENT SITUATION AT THE END OF 2025 FEBRUARY (I) AND
DURING FEBRUARY (II)
ELY CENTRE: OSTROBOTHNIA

I EMPLOYMENT SITUATION AT THE END OF MONTH	Feb-25	Feb-24	CHANGE NUMBER	CHANGE %
A. JOBBEEKERS				
1. Unemployed jobseekers	1 676	1 343	333	24,8
of whom fully laid off	131	140	-9	-6,4
2. On reduced working week	51	85	-34	-40,0
3. Those who have work	739	866	-127	-14,7
of which in full-time work	445	573	-128	-22,3
of which in part-time work	257	242	15	6,2
of whom employed through employment services	37	51	-14	-27,5
4. Persons outside the labour force	1 654	1 705	-51	-3,0
of whom in services promoting employment	124	154	-30	-19,5
of whom in training	1 414	1 436	-22	-1,5
1-4 Total of jobseekers	4 120	3 999	121	3,0
C. PARTICIPATING IN SERVICES				
1. Employed by the State	0	0	0	0,0
2. Employed by municipalities	10	9	1	11,1
3. Employed by the private sector	64	53	11	20,8
1-3 Total number of employed people	74	62	12	19,4
4. Labour market training	530	607	-77	-12,7
5. Training	...	31
6. Engaged in work/training trials	50	62	-12	-19,4
7. As a job alternation substitute	0
8. Rehabilitative work	43	61	-18	-29,5
9. Self-motivated studies supported by unemployment benefit	385	541	-156	-28,8
1-9 Total number of people participating in services	1 085	1 368	-283	-20,7
D. STRUCTURE OF UNEMPLOYMENT				
1. Unemployed women	858	652	206	31,6
2. Unemployed men	812	691	121	17,5
3. Under 25 years old	132	130	2	1,5
4. Over 50 years old	375	293	82	28,0
5. Unemployed over a year	308	197	111	56,3
E. UNEMPLOYMENT SECURITY				
1. Unemployed members of employees' unemployment funds	275	275	0	0,0
II EMPLOYMENT SITUATION DURING THE MONTH				
1. Unemployed jobseekers	1 866	1 512	354	23,4
2. Other jobseekers	2 381	2 590	-209	-8,1
1-2 Total number of jobseekers	4 247	4 102	145	3,5
4. Started spell of unemployment	120	196	-76	-38,8
5. Completed spell of unemployment	195	192	3	1,6
6. New jobs found through employment services
7. New entrants to labour market training	73	44	29	65,9



Regional table

UNEMPLOYED JOBSEEKERS AND JOBS VACANT BY MUNICIPALITY AT THE END OF 2025 FEBRUARY

ELY CENTRE: OSTROBOTHNIA

Municipality	Workforce		Unemployed jobseekers						Unemployed over a year	Disabled and chron. ill	Jobs vacant
		% of workforce	Total	Men	Women	Under 20 years old	Under 25 years old	Over 50 years old			
Halsua	410	10,0	41	28	...	0	...	18	19	...	38
Kannus	2 328	9,2	215	132	83	14	42	70	62	19	157
Kaskinen	458	11,6	53	28	25	19	13	7	17
Kaustinen	1 896	7,6	145	83	62	10	22	53	42	28	57
Kokkola	22 378	9,8	2 189	1 303	882	83	350	700	679	244	820
Korsnäs	930	7,4	69	37	32	...	10	28	16	7	...
Kristiinankaupunki	2 575	6,5	168	95	73	...	9	77	52	27	53
Kruunupyy	2 984	5,5	164	95	69	...	14	67	43	14	16
Laihia	3 545	7,3	260	154	106	10	34	119	68	72	42
Lestijärvi	257	5,4	14	11	8	6
Luoto	2 632	2,5	67	32	35	...	14	24	19	9	26
Maalahti	2 552	4,3	111	66	45	0	7	34	28	12	29
Mustasaari	9 734	3,8	374	210	164	16	31	154	112	44	85
Närpiö	4 491	4,7	209	117	92	...	15	67	31	28	59
Pedersören kunta	5 373	3,4	183	101	82	7	28	74	51	30	...
Perho	963	12,6	121	76	45	8	20	34	21	11	...
Pietarsaari	8 984	9,5	854	468	385	28	108	291	234	81	474
Toholampi	1 146	8,6	98	55	43	5	12	41	26	18	11
Uusikaarlepyy	3 411	4,9	167	101	66	5	17	57	46	11	17
Vaasa	34 181	8,8	3 024	1 771	1 252	65	341	967	940	340	1 101
Veteli	1 264	7,5	95	52	43	...	10	42	25	13	34
Vöyri	2 853	5,9	168	100	68	...	15	65	56	17	6
Total	115 345	7,6	8 789	5 115	3 668	271	1 109	3 009	2 589	1 039	3 052



Information about the website

On this website you will find the latest statistics from ELY Centre for Ostrobothnia's monthly Employment Bulletin. You can access a .pdf version of the current and previous months' Employment Bulletin by following the link on the right.

The Employment Bulletin is based on the data from the KEHA Centre's Employment Service Statistics. The Ministry of Economic Affairs and Employment compiles statistics on the clients of the Employment authorities, including registered job-seekers, labour market policy services, and job vacancies. The data is collected from the customer service registries used by the Employment authorities. This means that the data used by MEAE Employment Service Statistics is completely registry-based.

The statistical data covers all persons, services, and open vacancies in the aforementioned groups, as separately defined in the registry by the classifications and variables for the statistical period in question.

Owing to seasonal variations, the Employment Bulletin always includes a comparison with the corresponding month in the previous year. The descriptors used in the Bulletin are also available in a table format. The Employment Bulletins are published at the end of the subsequent calendar month. The official date of publication is announced in advance.

The following symbols have been used:

. Category not applicable

... Data subject to secrecy

Links:

- Employment Service Statistics online:

<https://tyomarkkinatori.fi/en/employment-and-statistics/statistics-and-reports/employment-service-statistics>

- Employment Service Statistics' Release dates, Description and Quality Description:

<https://tyomarkkinatori.fi/en/employment-and-statistics/evaluation-and-research/employment-bulletin/publication-dates-in-2025>

- Employment Service Statistics' statistical database (In Finnish):

<https://www.tyonvalitystilasto.fi>

- You can access key information from Employment Service Statistics by visiting the Statistics Finland's StatFin database:

<https://statfin.stat.fi/PxWeb/pxweb/en/StatFin/>

- Comparison between the statistics of Statistics Finland and Employment Service Statistics:

<https://media.graphassets.com/ibCSU7MzQ5S7MeTqISid?dl=true>

- Comparison between the Job Vacancy Survey of Statistics Finland and Employment Service Statistics:

<https://media.graphcms.com/gipDIzmxSOeUqMECNgGS?dl=true>

Instructions for referencing:

Official Statistics of Finland (OSF): KEHA Centre / Employment Service Statistics. 201Y:MM, Ostrobothnia's Employment Bulletin, MONTH 201Y. Vaasa: Centre for Economic Development, Transport and the Environment (date of reference). Available at:
<http://www.tyollisykskatsaus.fi/pohjanmaa.aspx>



Contact information

Center for Economic Development, Transport and the Environment for
Ostrobothnia

Hanna Auronen, Head of Unit, Employment and Competence

0295 028 539 hanna.auronen(at)ely-keskus.fi

Mika Palosaari, Director General

0295 027 110 mika.palosaari(at)ely-keskus.fi

Meeri Koski, Analyst, (compiled by)

0295 028 686 meeri.koski(at)ely-keskus.fi

<http://www.tyollisyyskatsaus.fi/pohjanmaa.aspx>

