



Centre for Economic Development,  
Transport and the Environment



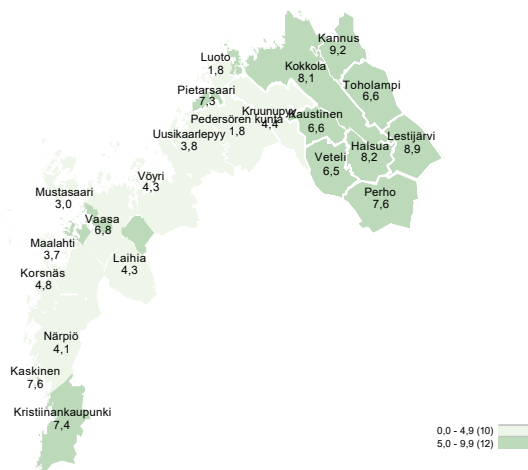
TE-palvelut  
tjänster | services

# THE AREA OF ELY CENTRE FOR OSTROBOTHNIA Employment Bulletin

April 2023

# The unemployment increases in the area of ELY Centre for Ostrobothnia

Unemployed jobseekers' percentage of the workforce by municipality



A total of 6 783 unemployed jobseekers were registered in the area of ELY Centre for Ostrobothnia at the end of April. This is 454 more than the previous year. The amount of unemployed was in April 237 less than the previous month.

The share of the unemployed jobseekers out of the labour force in the area of ELY Centre for Ostrobothnia is the lowest (6,0 %) in the Mainland Finland. In the whole country the respective share out of the labour force is 9,3 %. Compared with March the unemployment rate decreased by 0,2 % in the area of ELY Centre for Ostrobothnia and by 0,3 % in the whole country. The figures are from the Employment Service Statistics of the Ministry of Economic Affairs and Employment.

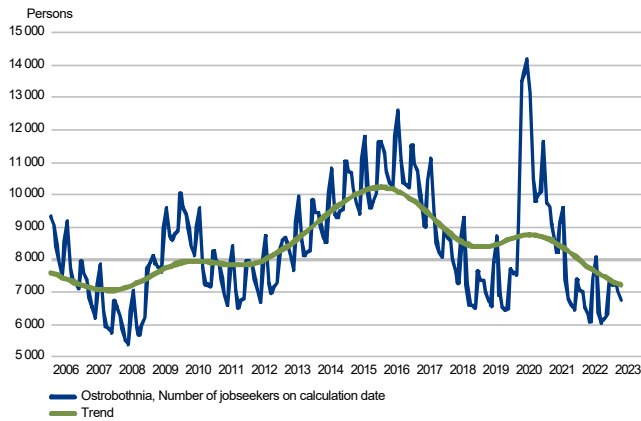
## Trends:

- The amount of unemployed was in the end of April 6 783 and 454 more (+ 7,2 %) than the previous year.
- The amount of fulltime laid-off was 693 i.e. 87 more (+ 14,4 %) than the previous year.
- Also, the amount of young unemployed people increased compared with the situation the year before. The amount of unemployed people under 25 years was 138 more (+ 21,0 %) compared with the year before.
- The amount of long-term unemployed decreased by 88 persons (- 4,3 %) compared with the year before.
- The number of new open vacancies in April was 1 092 less (-31,4 %) than the previous year.
- The number of people in employment-promoting services increased compared with the year before. In the end of April the amount of participants in services was in total 4 471.

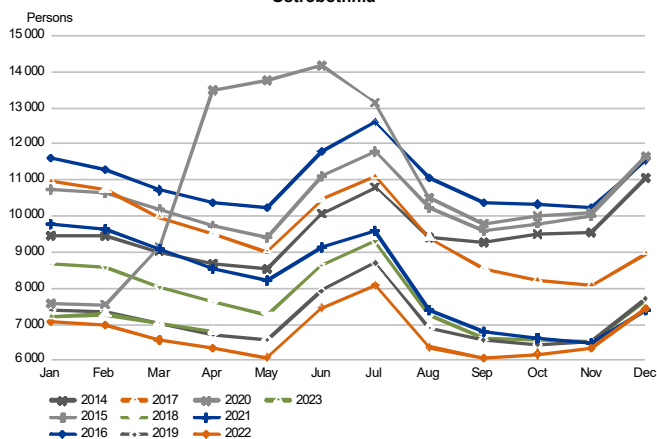


## Unemployed jobseekers

**UNEMPLOYED JOBSEEKERS MONTHLY AND TREND**  
Ostrobothnia

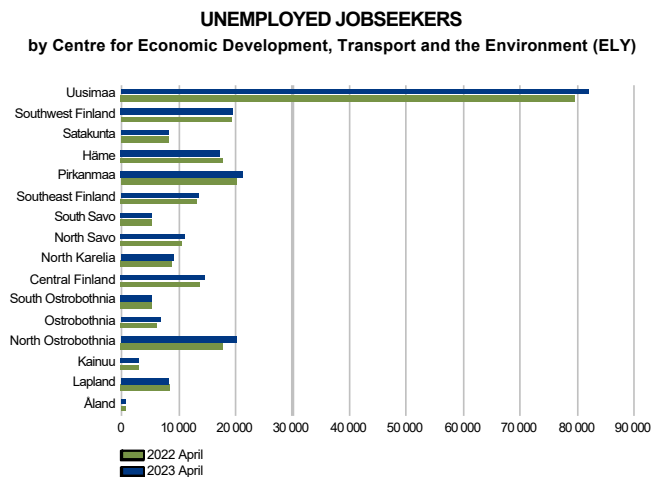


**UNEMPLOYED JOBSEEKERS, MONTH BY MONTH COMPARISON**  
Ostrobothnia





## Unemployed jobseekers by sub-regional unit



## Unemployed jobseekers and jobs vacant in Employment and Economic Development Office by sub-regional unit

	Change				Of the Unemployed				Change				
	Apr	Mar	Apr	Apr 2023	unemployed	jobseekers'	Apr	Mar	Apr	Apr 2023			
	2023	2023	2022	Apr 2022	jobseekers	percentage	2023	2023	2022	Apr 2022			
					fully	of the							
					laid off	workforce							
Sub-regional unit	Unemployed jobseekers				%				Jobs vacant				%
Vaasa	2 914	3 062	3 050	-136	-4	203	5,6	3 244	3 797	5 069	-1 825	-36	
Suupohjan rannikkoseutu	416	456	272	144	53	72	5,5	111	122	142	-31	-22	
Pietarsaari	1 034	1 056	879	155	18	177	4,5	261	380	443	-182	-41	
Kaustinen	419	438	364	55	15	64	7,0	92	111	164	-72	-44	
Kokkola	2 000	2 008	1 764	236	13	177	8,3	729	1 978	934	-205	-22	
Ostrobothnia	6 783	7 020	6 329	454	7	693	6,0	4 437	6 388	6 752	-2 315	-34	

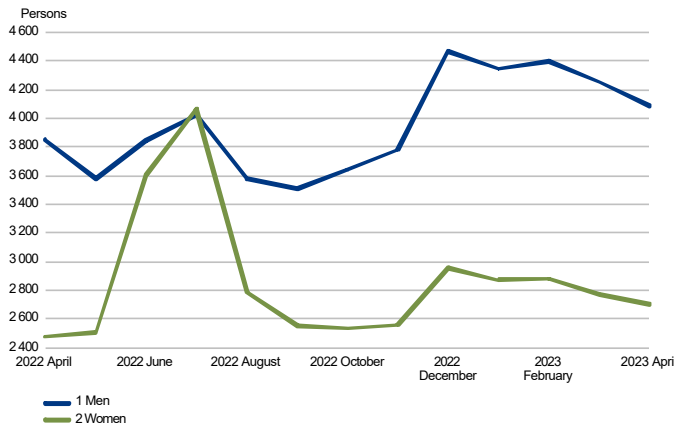
## Unemployed jobseekers by municipality

## Unemployed jobseekers and jobs vacant in Employment and Economic Development Office by municipality

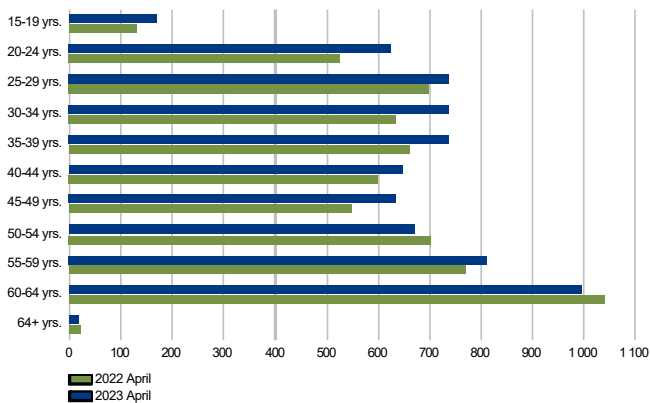
Municipality	Apr 2023	Mar 2023	Apr 2022	Change		Of the Unemployed		Apr 2023	Mar 2023	Apr 2022	Change	
				Apr 2023	Apr 2022	unemployed jobseekers fully laid off	jobseekers' percentage of the workforce				Apr 2023	Apr 2022
	Unemployed jobseekers				%		%	Jobs vacant				%
Halsua	35	35	26	9	35	7	8,2	...	...	6	...	...
Kannus	221	197	173	48	28	58	9,2	62	157	121	-59	-49
Kaskinen	39	48	37	2	5	5	7,6	10	8	15	-5	-33
Kaustinen	128	131	106	22	21	18	6,6	33	57	73	-40	-55
Kokkola	1 779	1 811	1 591	188	12	119	8,1	667	1 821	813	-146	-18
Korsnäs	46	61	49	-3	-6	11	4,8	...	...	...	...	...
Kristiinankaupunki	195	192	109	86	79	16	7,4	52	73	79	-27	-34
Kruunupyä	129	123	97	32	33	25	4,4	24	29	37	-13	-35
Laihia	157	182	205	-48	-23	20	4,3	46	46	60	-14	-23
Lestijärvi	24	20	26	-2	-8	6	8,9	11	10	...	...	...
Luoto	46	41	43	3	7	12	1,8	...	29	5	...	...
Maalahti	95	102	88	7	8	11	3,7	16	9	14	2	14
Mustasaari	280	311	321	-41	-13	46	3,0	114	122	132	-18	-14
Närpiö	182	216	126	56	44	51	4,1	49	41	48	1	2
Pedersören kunta	97	93	109	-12	-11	15	1,8	22	22	26	-4	-15
Perho	75	91	70	5	7	14	7,6	7	16	27	-20	-74
Pietarsaari	632	663	526	106	20	85	7,3	189	284	335	-146	-44
Toholampi	76	77	77	-1	-1	8	6,6	18	6	15	3	20
Uusikaarlepyy	130	136	104	26	25	40	3,8	24	16	40	-16	-40
Vaasa	2 214	2 275	2 289	-75	-3	98	6,8	3 060	3 594	4 835	-1 775	-37
Veteli	81	84	59	22	37	11	6,5	21	18	39	-18	-46
Vöyri	122	131	98	24	24	17	4,3	6	26	24	-18	-75
Ostrobothnia	6 783	7 020	6 329	454	7	693	6,0	4 437	6 388	6 752	-2 315	-34

## Unemployed jobseekers by gender and age-group

**UNEMPLOYED JOBSEEKERS BY GENDER**  
Ostrobothnia

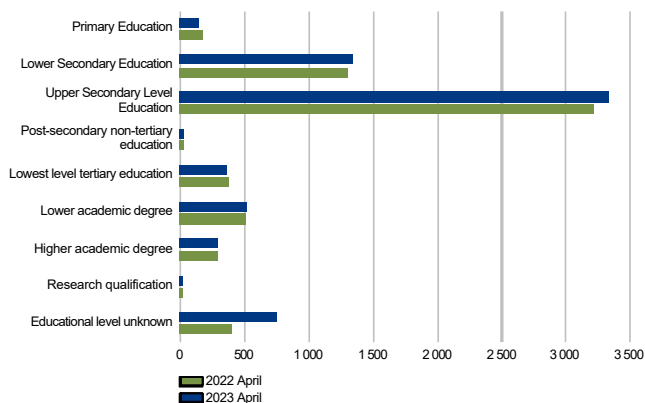


**UNEMPLOYED JOBSEEKERS BY AGE GROUP**  
Ostrobothnia

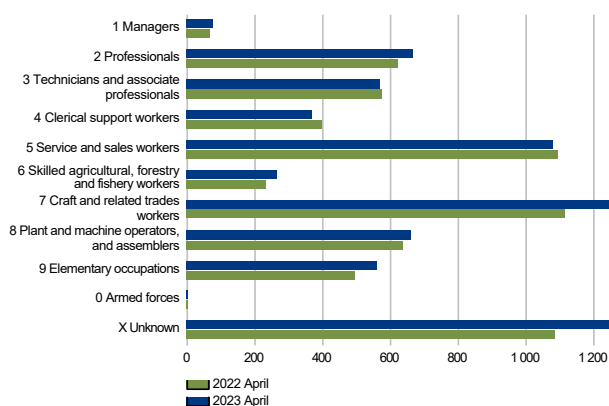


# Unemployed jobseekers by levels of education and occupational group

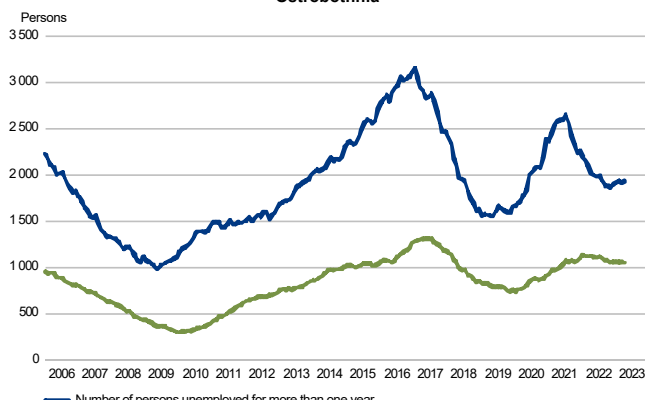
**UNEMPLOYED JOBSEEKERS BY LEVEL OF EDUCATION**  
Ostrobothnia



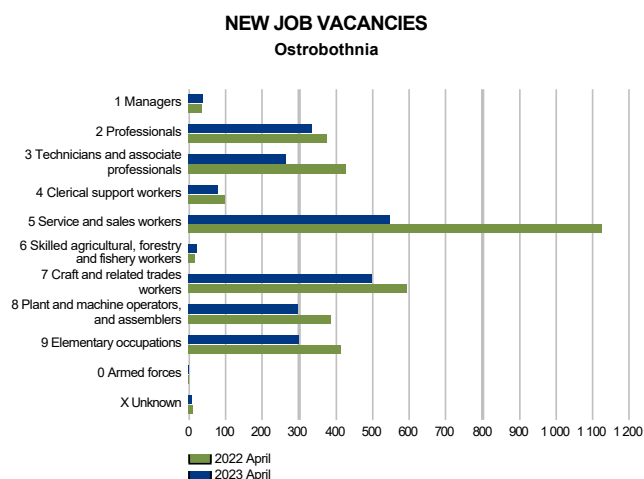
**UNEMPLOYED JOBSEEKERS BY OCCUPATIONAL GROUP**  
Ostrobothnia



**LONG-TERM UNEMPLOYED AT THE END OF THE MONTH**  
Ostrobothnia



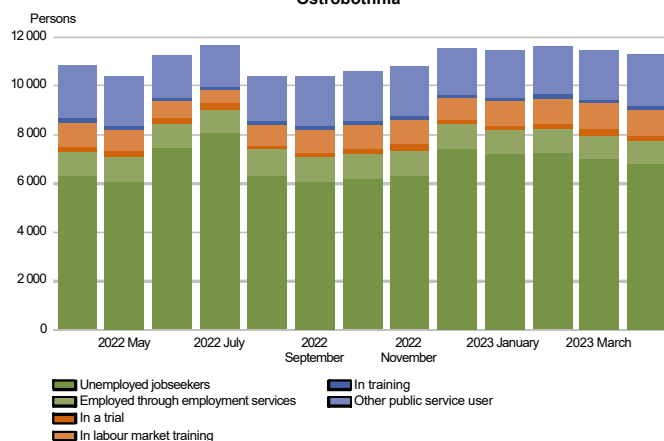
## Jobs vacant



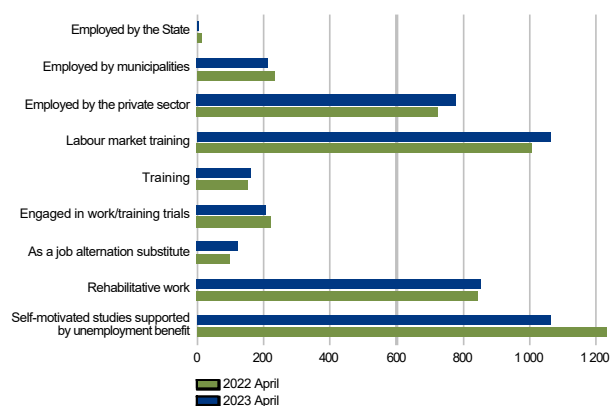


## Services

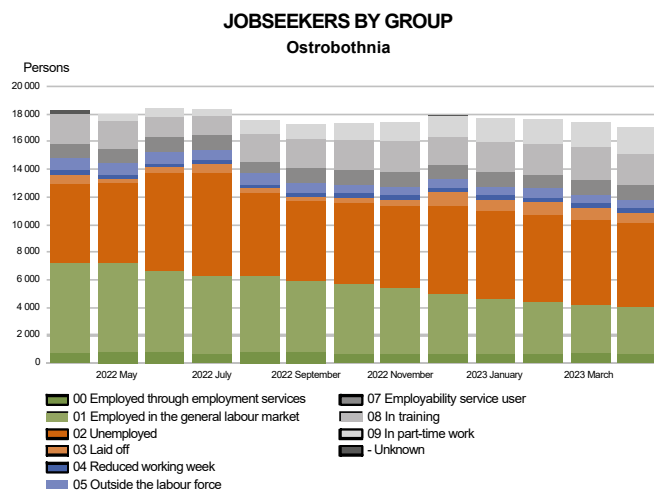
**BROAD UNEMPLOYMENT**  
Ostrobothnia



**PEOPLE COVERED BY SERVICES**  
Ostrobothnia



## All jobseekers



## Summary table

EMPLOYMENT SITUATION AT THE END OF 2023 APRIL (I) AND

ACTIVITIES OF EMPLOYMENT AND ECONOMIC DEVELOPMENT OFFICES DURING APRIL (II)

ELY CENTRE: OSTROBOTHNIA

I EMPLOYMENT SITUATION AT THE END OF MONTH	Apr-23	Apr-22	CHANGE NUMBER	CHANGE %
<b>A. JOBSEEKERS</b>				
1. Unemployed jobseekers	6 783	6 329	454	7,2
of whom fully laid off	693	606	87	14,4
2. On reduced working week	311	346	-35	-10,1
3. Those who have work	5 953	7 286	-1 333	-18,3
of which in full-time work	3 406	6 546	-3 140	-48,0
of which in part-time work	1 884	0	1 884	0,0
of whom employed through employment services	663	740	-77	-10,4
4. Persons outside the labour force	4 035	4 104	-69	-1,7
of whom in services promoting employment	1 061	1 082	-21	-1,9
of whom in training	2 316	2 242	74	3,3
<b>1-4 Total of jobseekers</b>	<b>17 082</b>	<b>18 065</b>	<b>-983</b>	<b>-5,4</b>
<b>B. LABOUR DEMAND</b>				
1. Jobs vacant	4 437	6 752	-2 315	-34,3
of those notified for over a month	2 750	4 751	-2 001	-42,1
of those notified for over 2 months	2 464	4 156	-1 692	-40,7
<b>C. PARTICIPATING IN SERVICES</b>				
1. Employed by the State	6	16	-10	-62,5
2. Employed by municipalities	213	232	-19	-8,2
3. Employed by the private sector	780	725	55	7,6
<b>1-3 Total number of employed people</b>	<b>999</b>	<b>973</b>	<b>26</b>	<b>2,7</b>
4. Labour market training	1 061	1 007	54	5,4
5. Training	165	155	10	6,5
6. Engaged in work/training trials	206	223	-17	-7,6
7. As a job alternation substitute	124	100	24	24,0
8. Rehabilitative work	853	843	10	1,2
9. Self-motivated studies supported by unemployment benefit	1 063	1 230	-167	-13,6
<b>1-9 Total number of people participating in services</b>	<b>4 471</b>	<b>4 531</b>	<b>-60</b>	<b>-1,3</b>
<b>D. STRUCTURE OF UNEMPLOYMENT</b>				
1. Unemployed women	2 697	2 476	221	8,9
2. Unemployed men	4 086	3 853	233	6,0
3. Under 25 years old	794	656	138	21,0
4. Over 50 years old	2 493	2 529	-36	-1,4
5. Unemployed over a year	1 937	2 025	-88	-4,3
6. Foreign unemployed	1 176	708	468	66,1
<b>E. UNEMPLOYMENT SECURITY</b>				
1. Unemployed members of employees' unemployment funds	2 439	2 466	-27	-1,1
<b>II EMPLOYMENT SITUATION DURING THE MONTH</b>				
1. Unemployed jobseekers	7 855	7 315	540	7,4
2. Other jobseekers	10 113	11 879	-1 766	-14,9
<b>1-2 Total number of jobseekers</b>	<b>17 968</b>	<b>19 194</b>	<b>-1 226</b>	<b>-6,4</b>
3. Vacancies during a month	8 629	13 292	-4 663	-35,1
New vacancies during a month	2 389	3 481	-1 092	-31,4
Vacancies filled during a month	695	1 010	-315	-31,2
of those filled with job-seekers at the Employment Service	36	50	-14	-28,0
Vacancies application period ended or sufficient number of applicants	4 287	6 447	-2 160	-33,5
Vacancies cancelled or could not be filled	446	222	224	100,9
4. Started spell of unemployment	1 121	1 040	81	7,8
5. Completed spell of unemployment	1 290	1 134	156	13,8
6. New jobs found through employment services	100	136	-36	-26,5
7. New entrants to labour market training	122	140	-18	-12,9



## Foreigners' summary table

FOREIGNERS' EMPLOYMENT SITUATION AT THE END OF 2023 APRIL (I) AND  
ACTIVITIES OF EMPLOYMENT AND ECONOMIC DEVELOPMENT OFFICES DURING APRIL (II)  
ELY CENTRE: OSTROBOTHNIA

I EMPLOYMENT SITUATION AT THE END OF MONTH	Apr-23	Apr-22	CHANGE NUMBER	CHANGE %
<b>A. JOBSEEKERS</b>				
1. Unemployed jobseekers	1 176	708	468	66,1
of whom fully laid off	101	49	52	106,1
2. On reduced working week	44	27	17	63,0
3. Those who have work	845	838	7	0,8
of which in full-time work	560	765	-205	-26,8
of which in part-time work	213	0	213	0,0
of whom employed through employment services	72	73	-1	-1,4
4. Persons outside the labour force	1 458	1 229	229	18,6
of whom in services promoting employment	136	136	0	0,0
of whom in training	1 220	988	232	23,5
<b>1-4 Total of jobseekers</b>	<b>3 523</b>	<b>2 802</b>	<b>721</b>	<b>25,7</b>
<b>C. PARTICIPATING IN SERVICES</b>				
1. Employed by the State	0	0	0	0,0
2. Employed by municipalities	12	19	-7	-36,8
3. Employed by the private sector	63	55	8	14,5
<b>1-3 Total number of employed people</b>	<b>75</b>	<b>74</b>	<b>1</b>	<b>1,4</b>
4. Labour market training	517	369	148	40,1
5. Training	22	32	-10	-31,2
6. Engaged in work/training trials	49	45	4	8,9
7. As a job alternation substitute	...	...	...	...
8. Rehabilitative work	72	78	-6	-7,7
9. Self-motivated studies supported by unemployment benefit	638	682	-44	-6,5
<b>1-9 Total number of people participating in services</b>	<b>1 376</b>	<b>1 282</b>	<b>94</b>	<b>7,3</b>
<b>D. STRUCTURE OF UNEMPLOYMENT</b>				
1. Unemployed women	588	311	277	89,1
2. Unemployed men	588	397	191	48,1
3. Under 25 years old	130	52	78	150,0
4. Over 50 years old	240	195	45	23,1
5. Unemployed over a year	140	138	2	1,4
<b>E. UNEMPLOYMENT SECURITY</b>				
1. Unemployed members of employees' unemployment funds	215	167	48	28,7
<b>II EMPLOYMENT SITUATION DURING THE MONTH</b>				
1. Unemployed jobseekers	1 370	839	531	63,3
2. Other jobseekers	2 280	2 110	170	8,1
<b>1-2 Total number of jobseekers</b>	<b>3 650</b>	<b>2 949</b>	<b>701</b>	<b>23,8</b>
4. Started spell of unemployment	179	164	15	9,1
5. Completed spell of unemployment	217	145	72	49,7
6. New jobs found through employment services	12	10	2	20,0
7. New entrants to labour market training	36	44	-8	-18,2





## Regional table

UNEMPLOYED JOBSEEKERS AND JOBS VACANT BY MUNICIPALITY AT THE END OF 2023 APRIL  
ELY CENTRE: OSTROBOTHNIA

Municipality	Workforce	Unemployed jobseekers							Disabled and chron. ill	Jobs vacant
		% of workforce	Total	Men	Women	Under 20 years old	Under 25 years old	Over 50 years old		
Halsua	429	8,2	35	24	11	...	...	13	14	...
Kannus	2 404	9,2	221	149	72	5	23	84	54	24
Kaskinen	511	7,6	39	27	12	...	...	13	...	10
Kaustinen	1 951	6,6	128	65	63	...	13	53	37	26
Kokkola	21 832	8,1	1 779	1 082	697	50	258	583	617	290
Korsnäs	960	4,8	46	27	19	0	...	20	...	...
Kristiinankaupunki	2 632	7,4	195	107	88	5	19	67	31	21
Kruunupyä	2 959	4,4	129	78	51	...	12	58	26	12
Laihia	3 634	4,3	157	90	67	...	11	91	51	51
Lestijärvi	270	8,9	24	18	6	0	...	13	8	...
Luoto	2 519	1,8	46	25	21	0	...	25	10	5
Maalahti	2 585	3,7	95	62	33	0	9	41	28	16
Mustasaari	9 457	3,0	280	174	106	11	27	136	70	34
Närpiö	4 449	4,1	182	99	83	...	15	62	20	22
Pedersören kunta	5 288	1,8	97	48	49	...	14	47	28	23
Perho	985	7,6	75	43	32	0	5	20	24	15
Pietarsaari	8 643	7,3	632	387	245	21	71	232	146	66
Toholampi	1 151	6,6	76	46	30	...	12	34	22	8
Uusikaarlepyy	3 416	3,8	130	76	54	...	13	43	31	9
Vaasa	32 771	6,8	2 214	1 344	870	44	254	787	664	286
Veteli	1 237	6,5	81	42	39	...	12	25	19	18
Vöyri	2 835	4,3	122	73	49	5	15	46	26	13
Total	112 918	6,0	6 783	4 086	2 697	168	794	2 493	1 937	952



## Information about the website

On this website you will find the latest statistics from ELY Centre for Ostrobothnia's monthly Employment Bulletin. You can access a .pdf version of the current and previous months' Employment Bulletin by following the link on the right. The Employment Bulletin is based on the data from the MEAE's Employment Service Statistics. The Ministry of Economic Affairs and Employment compiles statistics on the clients of the Employment and economic development offices (TE offices), including registered job-seekers, labour market policy services, and job vacancies reported to TE offices by employers. The data is collected from the customer service registry (URA) used by the TE offices. This means that the data used by MEAE Employment Service Statistics is completely registry-based. The statistical data covers all persons, services, and open vacancies in the aforementioned groups, as separately defined in the registry by the classifications and variables for the statistical period in question.

Owing to seasonal variations, the Employment Bulletin always includes a comparison with the corresponding month in the previous year. The descriptors used in the Bulletin are also available in a table format. The Employment Bulletins are published at the end of the subsequent calendar month. The official date of publication is announced in advance.

The following symbols have been used:

. Category not applicable

... Data subject to secrecy

### Links:

- **Employment Service Statistics online:**  
<http://www.tem.fi/en/employment-bulletin-and-employment-service-statistics>
- **Employment Service Statistics, Release dates of statistics, Description and Quality Description**  
<http://www.tem.fi/en/release-dates-of-statistics-and-description-and-quality-description>
- **You can access key information from MEAE's Employment Service Statistics by visiting the Statistics Finland's StatFin database:**  
[https://pxnet2.stat.fi/PXWeb/pxweb/en/StatFin/StatFin\\_\\_tym\\_\\_tyonv/](https://pxnet2.stat.fi/PXWeb/pxweb/en/StatFin/StatFin__tym__tyonv/)
- **The Employment Service Statistics data is also available from the MEAE Publications page (only available in Finnish).**  
<http://www.tem.fi/tyopoliittinen-aikakauskirja>
- **Joint monthly report from MEAE and Statistics Finland**  
[http://www.tilastokeskus.fi/til/tyti/tie\\_en.html](http://www.tilastokeskus.fi/til/tyti/tie_en.html)
- **Comparison between the statistics of Statistics Finland and the Ministry of Economic Affairs and Employment**  
[http://www.tilastokeskus.fi/til/tyti/tyti\\_2015-04-28\\_men\\_001\\_en.html](http://www.tilastokeskus.fi/til/tyti/tyti_2015-04-28_men_001_en.html)

### Instructions for referencing:

Official Statistics of Finland (OSF): Ministry of Economic Affairs and Employment / Employment Service Statistics. 201Y:MM, Ostrobothnia's Employment Bulletin, MONTH 201Y. Vaasa: Centre for Economic Development, Transport and the Environment (date of reference). Available at:  
<http://www.temtyollisyyskatsaus.fi/pohjanmaa.aspx>



## Contact information

### **TE Office for Ostrobothnia**

Juha Nummela, Director, temporary

0295 056 128 juha.nummela(at)te-toimisto.fi

### **Center for Economic Development, Transport and the Environment for Ostrobothnia**

Hanna Auronen, Head of Unit, Employment and Competence

0295 028 539 hanna.auronen(at)ely-keskus.fi

Mika Palosaari, Director General

0295 056 150 mika.palosaari(at)ely-keskus.fi

Meeri Koski, Coordinator, (compiled by)

0295 028 686 meeri.koski(at)ely-keskus.fi

<http://www.temtyollisyyskatsaus.fi/pohjanmaa.aspx>

